

TECHNICAL INFORMATION

FOR PROFESSIONAL USE ONLY

FINE Polyester Putty

PRODUCTS

FINE – Finishing Polyester Putty
Hardener for the Polyester Putty

PRODUCT DESCRIPTION

2K finishing polyester putty for car repairs.

- ✓ Perfect for filling small roughness of fixed panels.
- ✓ Good adhesion to metal.
- ✓ Easy to mix and apply
- ✓ Smooth surface after applying and sanding.

Color - White.

Gloss Grade – Matt.

Density – 1,90 (+/- 0,03) kg/l.

VOLATILE ORGANIC COMPOUNDS

VOC for the mixture = 46 [g/l]

The share of VOC is below 250 g/l. These products meet the EU directive (2004/42/EC) that sets the VOC value for its category (IIB), at 250 g/l.

SURFACE PREPARATION


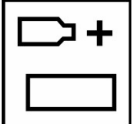




The product has very good adhesion to various surfaces. It can be applied over:

- ✓ Bare steel and aluminum after flatting and degreasing.
- ✓ Zinc coated steel, after flatting and degreasing.
- ✓ Sanded glass fibre (GFK/GRP), polyester putties, acrylic and epoxy primers as well as existing coatings in good condition.

We recommend sandpaper with gradations: P80÷P120.

Caution: Do not apply the putty directly on the reactive primers, 1K acrylic and nitrocellulose products.

APPLICATION PROCESS

	<p>USE Finishing polyester putty for car body repairs.</p>
	<p>Mixing ratio by weight</p> <p>Putty 100 parts Hardener 2 parts</p> <p>Stir thoroughly until achieving homogenous paste. Be careful not to create air inclusions.</p>
	<p>Layer thickness Putty can be applied in several thin coats. After each of them the product should cure. Sand the coating before application of the next coat.</p> <p>Pot life is 4÷7 minutes at 20°C</p>
	<p>Hardening time 20÷30 minutes at 20°C.</p> <p>Temperature below 20°C significantly increases the hardening time.</p>
	<p>IR drying 10÷12 minutes of short waves. Do not exceed the temperature of 80°C. Do not exceed the temperature of 60°C with zinc coated steel Caution: Wait about 5 minutes before the IR drying process</p>
	<p>Sanding</p> <p>Coarse sanding (dry): P80÷P120. Finishing sanding (dry): P120÷P320.</p>

FURTHER WORK

Polyester putties can be over coated with:

- ✓ 2K polyester spray fillers.
- ✓ 2K wash primers.
- ✓ 2K acrylic primers.
- ✓ 2K epoxy primers.

GENERAL NOTES

- ✓ Excessive amount of hardener will cause problems with bleaching of the topcoat!
- ✓ When working with 2K products, it is recommended to use personal protection equipment. Protect the eyes and respiratory system.
- ✓ Clean the guns and equipment immediately after use.
- ✓ The rooms should be well ventilated.

Caution: *To maintain safety, always follow the instructions given in the MSDS for the products.*

STORAGE

Store the product components in a sealed container, in dry and cool places, away from fire and heat sources, as well as direct sunlight.

Caution:

1. *Close the containers immediately after application*
2. *Protect the hardener from overheating!*

WARRANTY PERIOD

FINE Polyester Putty – 12 months from the Date of Manufacture.
Hardener for the polyester putty – 18 months from the Date of Manufacture.

Important Information:

The information contained in this document corresponds to our present knowledge and is a guide to our products and their uses.

Read all directions and warnings prior to using Troton products - Safety Data Sheets can be found online at www.troton.com.pl or will be sent according to your request: troton@troton.com.pl

Technical Information: The technical information, recommendations and other statements contained in this document are based upon tests or experience that Troton believes are reliable, but the accuracy or completeness of such information is not guaranteed.

Many factors beyond Troton's control and uniquely within user's knowledge and control can affect the use and performance of a Troton product in a particular application. Given the variety of factors that can affect the use and performance of a Troton product, user is solely responsible for evaluating the Troton product and determining whether it is fit for a particular purpose and suitable for user's method of application.

Limitation of Liability: Except where prohibited by law, Troton will not be liable for any loss or damage arising from the Troton product, whether direct, indirect, special, incidental or consequential, regardless of the legal theory asserted, including warranty, contract, negligence or strict liability.

If used as instructed, this product is designed to comply with the European Volatile Organic Compound (VOC) Emission Standard for Automotive Refinish Coatings. Confirm compliance with your country, state and local air quality rules before use. The data on this sheet represent typical values. Since application variables are a major factor in product performance, this information should serve only as a general guide. Troton assumes no obligation or liability for use of this information.