






Product Data Sheet

106-(4)-02/18

ISSUED: 05 February 2018

106 Trilac Primer

Page 1 of 2

USE	THINNER/CLEAN	APPLICATION	RE-COAT	HAZARD
		30 Mins T-64 OTHER 		

106 Trilac Primer is a high solid, lacquer based primer surfacer. 106 Trilac Primer features high film build, more filling per coat, rapid dry, free sanding and excellent hold-out properties for top coats.

USES: 106 Trilac Primer is suitable for the automotive re-finishing trade as an undercoat primer for single pack acrylic lacquers and may also be used as a primer for nitrocellulose lacquers and where a fast-drying primer is required. I.E. Steel cabinets, switchboards and general sheet metal work, etc.

SURFACE PREPARATION: Bare metal should be thoroughly cleaned with T-3 Wax & Grease Remover. Sand bare metal surface with 320 grit wet and dry paper and remove any dust residue with a tack rag. Large areas of bare steel and all non-ferrous metals (e.g. aluminium) should first be primed with 129 Super Etch Primer. Any remaining superficial chips, gashes or scratches may be filled in afterwards with either 108 Spot Putty or 109 Spray Putty.

APPLICATION: Stir thoroughly before application and apply by conventional spray equipment. Minimise any tendency of shrinkage by applying 2 or 3 double headers and allow flash off time between coats of approx. 5 minutes at 25°C.

THINNING: Mix 50:50 with T-64 All Purpose Thinner.

CLEAN UP: T-64 All Purpose Thinner or T-14 Gunwash.

DRYING: Touch dry within 5 minutes. May be wet sanded or re-coated after 30 minutes at 25°C.

COLOUR: Grey

FINISH: Satin.

COVERAGE: Theoretical coverage is 10m²/litre at 25 micrometres dry film thickness.

PACK SIZES: 4 Litre

VEHICLE TYPE:

Modified lacquer.

PIGMENT TYPE:

Various colour pigments and inert extenders.

FILM PROPERTIES:

Solvent Resistance	Fair.	Chemical Resistance	Good.
Abrasion Resistance	Excellent.	Impact Resistance	Very Good.
Heat Resistance	Good up to 120°C. (dry heat)	Flexibility	Very Good.

TOPLINE PAINT PTY LTD

33 ALDRSHOT ROAD, LONSDALE, SOUTH AUSTRALIA 5160.

Telephone: (08) 8384 1188

E-mail: info@toplinepaint.com.au

Customers need to appreciate that as Topline Paint cannot control the conditions under which our products are used, we therefore are unable to guarantee suitability or accuracy in every situation. If any doubt exists, do check with our technical people. Before large-scale use always test on a small sample and ascertain suitability. No warranties express or implied are made. The risks and liability arising from handling, storage, use and compliance with legal restrictions, rests with the buyer.





106 Trilac Primer

PRECAUTIONS:

The following information is a general guide only. Industrial users (ie where the product is being used in the workplace) are legally required to have available a Safety Data Sheet on this product. If you are unsure if you have an SDS on this product please contact Topline Paint and one will be provided.

Safety Directions: **KEEP OUT OF REACH OF CHILDREN – DO NOT SWALLOW.** Breathing the vapour is harmful and may cause lung irritation. Avoid contact with skin and eyes. Wear suitable, protective clothing, eye protection and impervious gloves when mixing and using. Handling and usage of this product must be carried out under well ventilation conditions that prevent inhalation of vapours, dust or mist. Use the appropriate breathing equipment (refer to Aust Stand. 1716) when ventilation is restricted. Keep containers closed when not in use. Eliminate any source of ignition (open fires, pilot lights, furnaces, spark producing switches etc.) as this product is flammable. **DO NOT SMOKE.** Take precautionary measures against static discharges. Used clean up rags may spontaneously ignite. To avoid ignition immerse in water or store in a sealable glass container.

First Aid Instructions: If affected by inhalation, remove to fresh air. If breathing difficulty persists or occurs later, consult a doctor. If swallowed, **DO NOT INDUCE VOMITING** drink plenty of water and seek medical advice. Contact a Doctor of Poisons Information Centre (Phone 131126). If skin contact occurs, remove contaminated clothing and wash skin thoroughly with soap and water. If irritation occurs seek prompt medical advice. Immerse contaminated clothing in water for 24 hours and do not use until laundered. In case of eye contact, hold eyes open and flood with running water for at least 15 minutes seek medical advice.

Leaks, Spills and Disposal: To prevent ignition of fumes product shut off all ignition sources. Contain or shut off leak if safe to do so. For large leaks or spills of volatile, flammable product, use respiratory protection, protective apparel and footwear. Spills should be absorbed either with rags (small spill) or dry sand/earth (large spill). In the case of flammable product spillage, use spark free implements to place rags or absorbed material into a solvent resistant container. Cover with water for 24 hours before disposal. DO NOT pour left over product down the drain – retain it in marked sealed container for future use or disposal through chemical waste collection programs. Dried empty cans can be recycled and should be disposed of via council steel recycling facilities.

Fire: Use foam and breathing apparatus. Avoid breathing products of combustion.

Hazard: The coloured square at the top of page 1 is provided for a quick reference as to the hazard level of a product. Blue refers to coatings with low hazard (eg water based wall paints). Yellow refers to medium hazard products such as QD enamels, which contain solvents, are flammable and need respirators for vapour protection. Red refers to products with special hazards such as isocyanate cured two pack finishes

use always test on a small sample and ascertain suitability. No warranties express or implied are made. The risks and liability arising from handling, storage, use and compliance with legal restrictions, rests with the buyer.

