


# Welding Equipment




# Welding Equipment

## CONNEXION ELECTROFUSION WELDING MACHINES


Description		Connexion Red	Connexion Blue
	Welding Mode	Barcode and Manual	Manual
	Input Voltage Range	AC180/270V	AC180/270V
	Frequency Range	45-66 Hz	45-66 Hz
	Amps	AC 20A maximum	AC 20A maximum
	Power	AC 3.5KVA	AC 2.5KVA
	Circuit Breaker	20A slow	20A slow
	Housing	Protection IP65	Protection IP65
	Electrical Safety	Class 1	Class 1
	Connection Cable	4m	4m
	Fusion Cable	4m	4m
	Weight	22kg	22kg
	Barcode Type	2/5 interleaved code	n/a
	Working Temperature Range	-20°C - +45°C	-20° -+45°C
	Fusion Current Monitor	Short and open circuit	Short and open circuit
	Printer Interface	USB	n/a
	Quality	CE and GS	CE and GS
	Carrying Case	Yes	Yes
	4.0mm Connector Plugs	Yes	Optional
	Hand Scraper	Yes	Optional
	Emergency Stop	Yes	Yes
Number of Fusions Recordable	1,000	n/a	
Language Variants	Yes	n/a	
Memory Stick with Software Included	Yes	No	
Product Code for 230V	7903001	7903003	
Welding Range	39.5 - 48V	39.5V	

\*Available for hire or purchase.

## STEEL CARRY CASES

	Code	Description
	7900850	Steel case for Connexion EF Welding Machines

## PIN ADAPTORS

Code	Description	UOM	
40S47PTA	4.0mm Socket x 4.7mm Pin	Pair	


## ELECTROFUSION WELDING MACHINES

Code	Description	Size Range	
700020	Drainage Welding Unit - Duo, with Hand Scraper	40 - 160mm	
40160DSC	Spare Connection Cable	40 - 160mm	

\*Available for hire or purchase.


# Welding Equipment

## CUBO ELECTROFUSION WELDING MACHINES - HIRE ONLY

	Technical Data	Cubo
	Operating Temperature	-10°C - +45°C
	Humidity	max.80%
	Mains Voltage	230V (+15%/-20%) 184V - 264V
	Mains Frequency	45 Hz - 65 Hz
	Fusion Current	4 A, 5 A and/or 10 A Version see description
	Fuses Input	230V: primary 10 - 16 AT
	Protection	1 / IP 65
	Mains Cable	4.0 m
	Fusion Cable	4.5 m
	Dimensions (WxHxD)	230 x 260 x 230 mm
	Weight incl Cables	4.6 kg
	Display	1 x 4 N, 7 segments
	Display Size	50 x 18 mm
	Type Size	14 mm
	Warranty	12 months
	Product Code	474602
	Description	Automatic electrofusion unit for the electrofusion fittings type I/LI, brand Rollmaplast. Constant current/ampereage electrofusion system. The unit is optimised for generator use. The lightweight unit is robust and safe to operate. Easy to handle with start/stop (on/off) keys. Display shows fusion modes, effective fusion time and ambient temperature.


\*Available for hire only

## SPARE PARTS FOR CUBO ELECTROFUSION WELDING MACHINES

	Code	Description
	799350465	Standard A4 Yellow Welding Cable
	799350466	Standard 10A Blue Welding Cable
	200315SC	200 - 315mm Duo Welding Cable


# Welding Equipment

## S2 EXTRUSION WELDING GUNS

<ul style="list-style-type: none"> <li>• Weighs 5.8kg (without cord)</li> <li>• Maintenance-free blower</li> <li>• Perfect seam quality</li> <li>• Multifunctional display</li> <li>• Ergonomic and easy to handle</li> </ul>	
---	---

## EXTRUSION WELDING WIRE

Code	Material	Colour	Size (mm)	Shape	Roll Length (m)
WELD550	HDPE	Black	4mm	Round	550



## ELECTRO-HYDRAULIC BUTTWELDING MACHINES

Size (mm)	Code	Standard Parts	Optional Parts
63-160	50160BABW	Skid Mounted, Layer Clamp Inserts, Hydraulic Power Pack, Planer / Heating Plate & Stand	Fittings Chuck & Knife Edge Clamps
90-250	90250BABW	Skid Mounted, Layer Clamp Inserts, Hydraulic Power Pack, Planer / Heating Plate & Stand	Fittings Chuck & Knife Edge Clamps
90-315	90315BABW	Skid Mounted, Layer Clamp Inserts, Hydraulic Power Pack, Planer / Heating Plate & Stand	Fittings Chuck & Knife Edge Clamps
200-450	200450BABWC	Skid Mounted, Layer Clamp Inserts, Hydraulic Power Pack, Planer / Heating Plate & Stand	Fittings Chuck, Knife Edge Clamps & Electric Overhead Crane
315-630	315630BABWC	Skid Mounted, Layer Clamp Inserts, Hydraulic Power Pack, Planer / Heating Plate & Stand	Fittings Chuck, Knife Edge Clamps & Electric Overhead Crane

