



### PRODUCT FEATURES

- Open front
- Stainless steel hinged rear door
- Deck forced refrigeration
- Double glazed glass ends
- Two adjustable glass shelves
- Ticket strips on shelves and base
- Undershelf and canopy LED lights

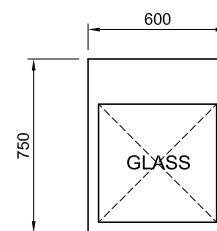
### CABINET DIMENSIONS & SPECIFICATIONS

Refrigerated 4<sup>0</sup> factory set point

Model	Cabinet			Shelving no.	Shelf length	base tray w x d	Total food units	Display m <sup>2</sup>
	Length mm	Depth mm	Height mm					
BTGOR6	600	750	1380	2 + base	495 x 445	540 x 510	100 x 100	0.94

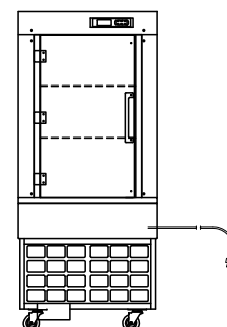
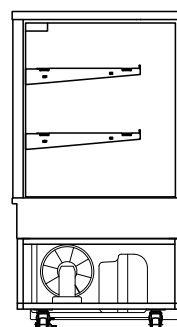
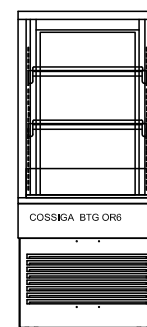
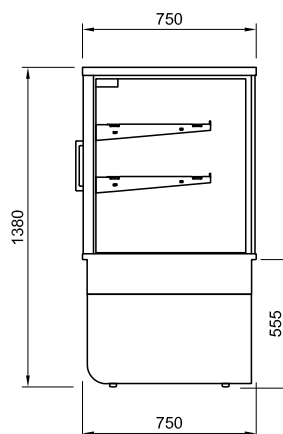
\* prior to installation see, installation guidelines, ventillation requirements and drainage options documents

Refrigerant	Operating Current	Connection	Voltage
R134A	4.2 Amp	10amp 3 pin plug	50/60 Hertz 240V



### ELECTRICAL POWER

Electrical power cord 2200mm  
3 pin 10 amp 1 phase socket required.  
Maximum ambient operating  
temperature climate class N max 32°C



REAR VIEW



### PRODUCT FEATURES

- Open front
- Stainless steel hinged rear doors
- Deck forced refrigeration
- Double glazed glass ends
- Two adjustable glass shelves
- Ticket strips on shelves and base
- Undershelf and canopy LED lights

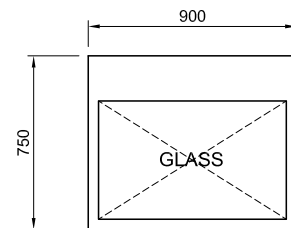
### CABINET DIMENSIONS & SPECIFICATIONS

Refrigerated 4<sup>0</sup> factory set point

Model	Cabinet			Shelving no.	Shelf length	base tray w x d	Total food units	Display m <sup>2</sup>
	Length mm	Depth mm	Height mm					
BTGOR9	900	750	1380	2 + base	790 x 445	840 x 510	100 x 100	1.50

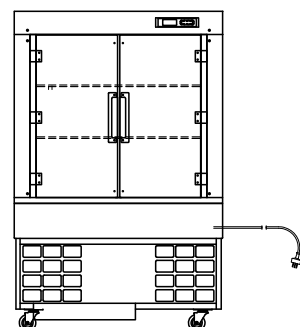
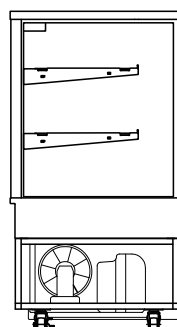
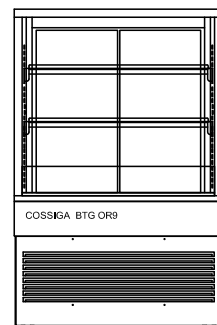
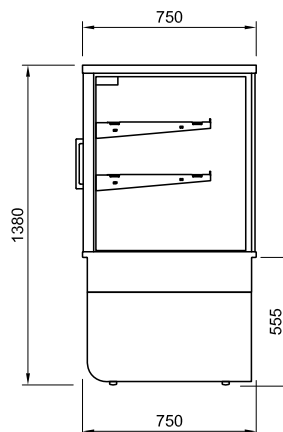
\* prior to installation see, installation guidelines, ventillation requirements and drainage options documents

Refrigerant	Operating Current	Connection	Voltage
R134A	4.5 Amp	10amp 3 pin plug	50/60 Hertz 240V



### ELECTRICAL POWER

Electrical power cord 2200mm  
3 pin 10 amp 1 phase socket required.  
Maximum ambient operating  
temperature climate class N max 32°C



REAR VIEW



## PRODUCT FEATURES

- Open front
- Stainless steel hinged rear doors
- Deck forced refrigeration
- Double glazed glass ends
- Two adjustable glass shelves
- Ticket strips on shelves and base
- Undershelf and canopy LED lights

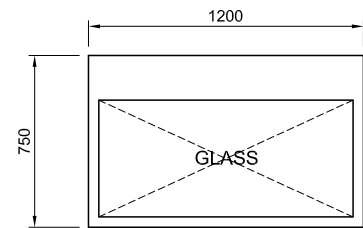
## CABINET DIMENSIONS & SPECIFICATIONS

Refrigerated 4<sup>0</sup> factory set point

Model	Cabinet			Shelving no.	Shelf length	base tray w x d	Total food units	Display m2
	Length mm	Depth mm	Height mm					
BTGOR12	1200	750	1380	2 + base	1095 x 445	1140 x 510	100 x 100	2.06

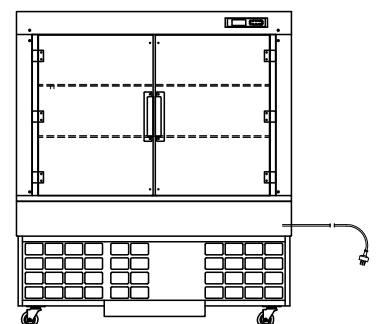
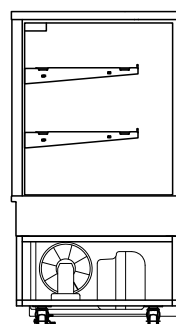
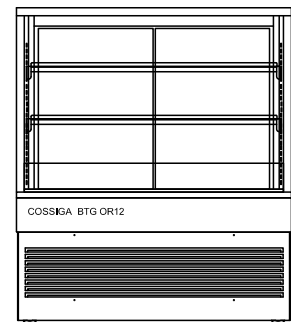
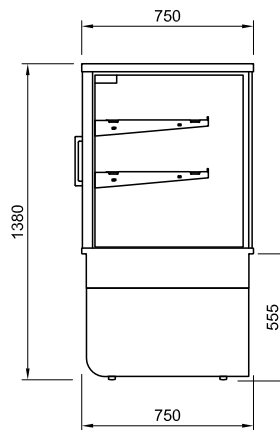
\* prior to installation see, installation guidelines, ventillation requirements and drainage options documents

Refrigerant	Operating Current	Connection	Voltage
R134A	5.4 Amp	10amp 3 pin plug	50/60 Hertz 240V



## ELECTRICAL POWER

Electrical power cord 2200mm  
3 pin 10 amp 1 phase socket required.  
Maximum ambient operating  
temperature climate class N max 32°C



REAR VIEW