

Self Contained Ice Machine up to 137 Kg



Features

- Produces individual Gourmet crystal clear supercubes
- Up to 137 kg (302 lbs) daily ice cubes production
- Up to 50 kg (110 lbs) ice storage capacity
- Resistant stainless steel exterior
- Front panel in & out airflow (air-cooled model only) for built-in installation
- Front access condenser air filter, removable and washable (air cooled version only)
- Easily accessible front panel mount ON-OFF Switch
- Routine Maintenance visible alarm light on front panel
- Ergonomically designed ice-storage access, with disappearing door
- Door-closing movement dampening system
- Vapor-based microbial control system pouch in ice-storage area
- Optional PWD System for remote water drain (easy -fit installation)
- AgION antimicrobial agent embedded in moulded plastics parts
- CFC-free R-404A Refrigerant
- 3 years manufacturer warranty

Spray bar quick disconnect



Routine Maintenance Alarm



Noiseless bin door



Front ON-OFF Switch



Storage bin antibacterial pouch & holder



Proximity condenser air filter



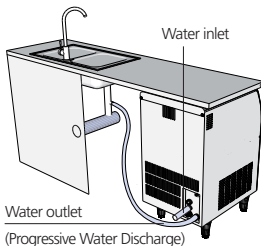

Pivoting rear wheels



Easy bin access



Hygienic scoop holder



Water outlet
(Progressive Water Discharge)



WATER DISCHARGE up to 15 mt away and 1.7 mt high with PWD

EC 206 Technologies



	Compressor	10°: 10°C			21°: 15°C			Storage Capacity	Dimensions
		[kg]	[lbs]	N°*	[kg]	[lbs]	N°*		
ECS 206 AS	+	100	220,5	2500	91	200,5	11375	50 110 6250	[WxDxH mm] 1250x620x780-860
ECS 206 WS	-	TBA	TBA	TBA	TBA	TBA	TBA	50 110 6250	[WxDxH inches] 49"x24"x30"/33"
ECM 206 AS	+	130	285,5	6500	115	253,5	5750	50 110 2500	
ECM 206 WS	-	137	302,5	6850	127	280	6350	50 110 2500	
ECL 206 AS	+	126	278	3230	113	249	2895	50 110 1280	
ECL 206 WS	-	126	278	3230	119	262	3050	50 110 1280	

*Estimate number of small, medium or large size gourmet cubes.
Standard legs 80 mm high included.

Small Gourmet
8 g



Ø 21 x H 25 mm

Medium Gourmet
20 g



Ø 29 x H 34 mm

Large Gourmet
39 g



Ø 38 x H 41 mm

This product qualifies for the following listings:



3 Years Warranty

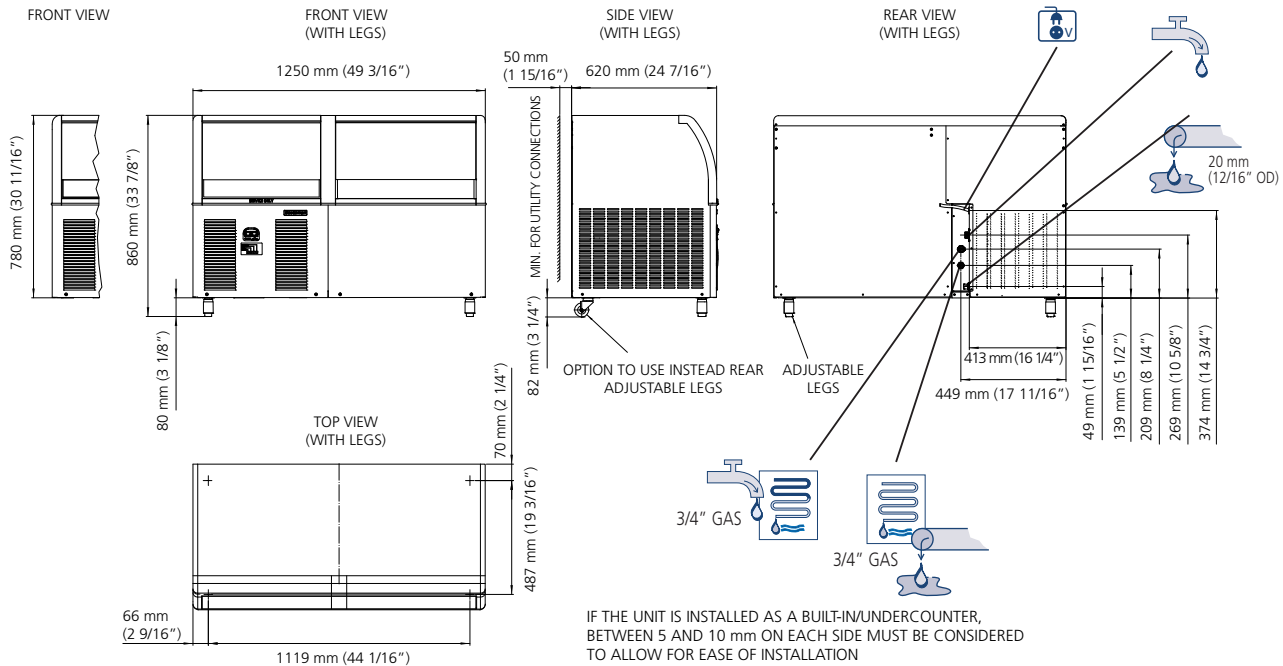
Subject to certain limitations and exclusions

Certified ISO 9001:2000

www.scotsman-ice.it
www.scotsman-ice.com
www.scotsman-ice-on-tablet.com

Models and specifications are subject to change without notice.

Self Contained Ice Machine up to 137 Kg



EC 206 AIR COOLED

°C °F	°C °F				kg lbs
	50° 10°	60° 15°	70° 21°	90° 32°	
10°	130	122	114	98	kg
50°	286.5	269	251	216	lbs
21°	123	115	107	91	kg
70°	271	253.5	236	200.5	lbs
32°	99	95	91	83	kg
90°	218	209.5	200.5	183	lbs
38°	87	83	79	71	kg
100	191.5	183	174	156.5	lbs



EC 206 WATER COOLED

°C °F	°C °F				kg lbs
	50° 10°	60° 15°	70° 21°	90° 32°	
10°	137	128	119	101	kg
50°	302	282	262.5	222.5	lbs
21°	136	127	118	100	kg
70°	300	280	260	220.5	lbs
32°	126	119	112	98	kg
90°	278	262.5	247	216	lbs
38°	124	117	110	96	kg
100	273.5	258	242.5	211.5	lbs



Minimum

10°C (50°F)



Maximum

40°C (104°F)

5°C (41°F)

35°C (95°F)

-10%

+10%

1 BAR
14 psi

5 BAR
70 psi

Model	Cooling Type	Capacity [Btu/h] [W]	Ice Size [Ømm ²]	Power [W]	FUSE	Energy [kWh] - 100 Kg	Water [l/h] [gal/h]	Weight [kg] [lbs]	Dimensions [kg] [lbs]
ECS 206 AS	Air Cooled	7165 2100	1,5	950	16	29.8	7.5 2	84 185	97 213
ECS 206 WS	Water Cooled	TBA TBA	TBA	TBA	TBA	TBA	TBA TBA	84 185	97 213
ECM 206 AS	Air Cooled	7165 2100	1,5	950	16	22.9	11.5 3	84 185	97 213
ECM 206 WS	Water Cooled	7165 2100	1,5	700	16	15.5	104 27.5	84 185	97 213
ECL 206 AS	Air Cooled	7165 2100	1,5	950	16	21.6	9.6 2.5	84 185	97 213
ECL 206 WS	Water Cooled	7165 2100	1,5	700	16	15.5	116 30.6	84 185	97 213