



# Master Series Griddle Range Attachment

Item: \_\_\_\_\_  
Quantity: \_\_\_\_\_  
Project: \_\_\_\_\_  
Approval: \_\_\_\_\_  
Date: \_\_\_\_\_

Master Series Griddle Range Attachment

## Models

☐ MST7S

☐ MST7S-E

☐ MST7T

☐ MST7T-E

## 17" Range Attachment W/Valve Controlled Griddle



**MST7S**

*With Low Profile Backguard  
(valve control panel not as depicted)*

## Standard Features:

- Stainless steel front and sides
- Stainless steel door
- 6" (152mm) chrome steel adj. legs
- 30,000 BTU (8.78 kW), "H" type burner
- 1" (25mm) thick Steel griddle plate 2-5/16" (59mm) high welded stainless steel splash guards, sides & back
- Clip on stainless steel backsplash for griddle plate
- removable stainless steel grease drawer
- Hi-Lo valve control
- Aluminized steel under all cooking surface
- Storage base interior of aluminized steel
- Electric Spark ignition on all pilots  
Suffix -E models
- Sentry total flame failure protection for all burners,

## Optional Features:

- ☐ Stainless main back
- ☐ Stainless steel common front rail

up to 68" (1728mm) wide (two or more units in a battery)

- ☐ Rear gas connection, 3/4" or 1" NPT
- ☐ Gas regulator 3/4" or 1-1/4"
- ☐ Gas shut off valve; 3/4", 1" or 1-1/4" NPT
- ☐ Gas flex hose & quick disconnect (3/4", 1" or 1-1/4" NPT x 5') w/ restraining device, please specify
- ☐ End caps and cover (NC, specify)
- ☐ Swivel casters (4) w/front brakes
- ☐ Polyurethane non-marking swivel casters (4) w/front brakes
- ☐ 6" (152mm) stainless steel adjustable legs
- ☐ Modular stand, (T model)
- ☐ Storage base shelf of aluminized or stainless steel
- ☐ Stainless steel tubular high shelf, single or double deck
- ☐ Stainless steel backguard: 10" (354mm), 17" (432mm) or 33" (838mm) high
- ☐ 230 volt, 50 cycle components, electric ignition (export)

## Specifications:

The 1" (25mm) thick steel griddle plate is 17" wide x 24-3/4" deep, (433mm x 629mm) and bordered by side and rear continuous-welded stainless steel splash guards. The 30,000 BTU, (8.78 kW), "H" burner controlled by a Hi-Lo valve provides uniform heat. Sentry total flame failure protection for all burners Heavy gauge aluminized steel radiation baffle requires no Fire brick, heats evenly, increases thermal efficiency. Natural or propane gas. Also available with modular top, suffix T.



NOTE: Attachments supplied with casters must be installed with an approved restraining device.

Garland Commercial Ranges Ltd.  
1177 Kamato Road,  
Mississauga, Ontario  
L4W 1X4 CANADA

General Inquires 1-905-624-0260  
USA Sales, Parts and Service 1-800-424-2411  
Canadian Sales 1-888-442-7526  
Canada or USA Parts/Service 1-800-427-6668



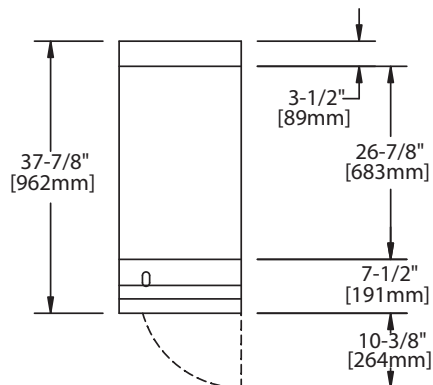
Product	Width: In(mm)	Depth: In(mm)	Height: In(mm) (w/ NSF Legs)	Height: In(mm) (w/o NSF Legs)	Storage Base Interior: in(mm)		
					Width	Depth	Height
<b>MST7S</b>	17(432)	38(965)	36-3/8(924)	30-3/8(772)	14(356)	32-1/2(826)	20-1/2(519)
<b>MST7T</b>	17(432)	38(965)	36-3/8(924) w/stand*	9-1/2 (241) w/o stand*	N/A	N/A	N/A

\*Modular top has 1-1/2" seating flanges.

INPUT SPECIFICATIONS	MST7S	MST7T
<b>Input</b>	30,000 BTU (8.78 kW)	30,000 BTU (8.78 kW)
<b>Inlet/Manifold Size</b>	1-1/4 NPT	1-1/4 NPT

S=Modular Top Attachment w /storage base, T=Modular Top w/o storage base (optional stand available)

INSTALLATION NOTES			Shipping WT: (LB/KG) – Cu Ft
Combustible Wall Clearances <sup>1</sup>	Entry Clearances	Operating Pressure	
Sides: 14" (356mm) Back: 6" (152mm)	Crated: 22 1/4" (565mm) Uncrated: 17-1/4" (438mm)	Natural: 6" WC (15mbar) Propane: 10" WC (25mbar)	MST7S 260/118 – 26 MST7T 155/70 – 9

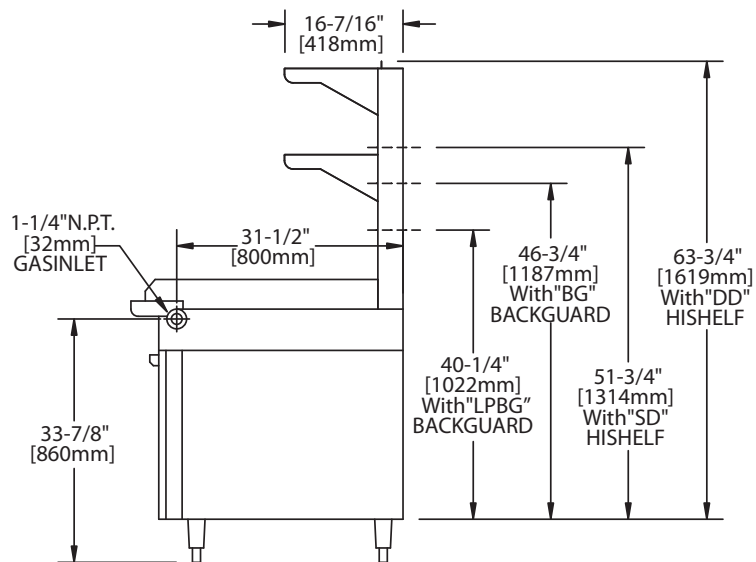
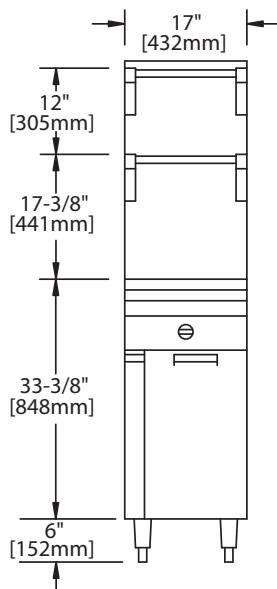


<sup>1</sup>NOTE: Installation clearance reductions are applicable only where local codes permit.

Electrical characteristics for models with Suffix - E: 120VAC single phase 60 Hz, 1 amp 6 ft. (1.8m) NEMA 5-15P cord and plug provided. 230VAC export direct connect single phase 50 Hz, 1 amp.

Gas input ratings shown here are for installations up to 2,000 ft. (610m) above sea level. Specify altitudes over 2,000 ft.

Please specify gas type when ordering.



Form# MST7 (08/05/11)