

Impinger II 1100 series is a self-contained conveyerised gas or electric Impinger oven that is stackable up to three high and designed for small to medium outputs requiring high output with minimal labour.

Comes with an exclusive lift off door for removing the conveyor and air distribution fingers from the front of the unit for easy cleaning in tight spaces.

The digital control panel makes it simple to adjust speed and temperature.

Standard with FastBake™ technology which can reduce bake time by as much as 30% without increased noise levels or loss of product quality.

#### STANDARD FEATURES

- FastBake™ technology
- Stackable up to three oven cavities high
- 18" (457mm) wide, 56" (1422mm) long conveyor belt with product stop
- 28" (711mm) baking chamber
- Temperature adjustable from 121°C to 302°C
- Conveyor speed is adjustable from one minute to thirty minutes cooking time
- Front-loading access door with cool handle
- Direct conveyor drive is powered by an AC motor
- Stainless Steel top, front and sides
- Oven start-up/check-out by service agent included in price
- Includes stand with castors
- Oven is reversible via a switch at the rear of the oven
- Exclusive lift off door – improved cleaning in tight spaces

#### OPTIONAL FEATURES

- Split belt
- Flexible gas hose with quick disconnect

#### DIMENSIONS




1422W x 991D x 1067H mm (single deck)  
 1422W x 991D x 1511H mm (double deck)  
 1422W x 991D x 1575H mm (triple deck)

Clearance: Rear:152mm Right side:610mm

#### PRODUCTION EXAMPLE PER DECK

Single deck: 27 x 12" pizzas/hr at 6mins

#### TECHNICAL DATA

Model	Power Supply	Output
 1154	230V 1 Phase 50Hz 2amp	42.2mj per deck
 1155	230V 1 Phase 50Hz 2amp	42.2mj per deck
 1164	400Y/230V 3,Phase 50Hz 15amp	10kW per deck

 Natural Gas  LP Gas  Electric

SPECIFICATIONS ARE SUBJECT TO CHANGE WITHOUT NOTICE.

## 1100 SERIES IMPINGER II

### SINGLE BELT CONVEYORISED OVEN



#### ORDERING GUIDE

Model Numbers	Qty	Description
<b>1100 Single Deck</b>		
1154-S00-B-KF006	1	Natural Gas
1155-S00-B-KF006		LP Gas
1164-S00-E-KF006		Electric
1120-1	1	High Stand With Castors
1140	1	Take Off Shelf

#### 1100 Double Deck

1154-S00-B-KF006	2	Natural Gas
1155-S00-B-KF006		LP Gas
1164-S00-E-KF006		Electric
1120-1	1	High Stand With Castors
1140	2	Take Off Shelf

#### 1100 Triple Deck

1154-S00-B-KF006	3	Natural Gas
1155-S00-B-KF006		LP Gas
1164-S00-E-KF006		Electric
1124-1	1	Low Stand With Castors
1140	3	Take Off Shelf

