

Self-Contained Ice Cube Maker

SKOPE ID: GALA NG30 A R290

Dimensions: 405mm (W) x 515mm (D) x 744mm (H) | 849 - 899mm (H w/ adjustable legs)

Ice Production: 30kg per 24h (Air temperature 21°C, Water temperature 15°C)

Storage Capacity: 15kg



Description

Self-contained ice maker producing gourmet-shaped, crystal-clear ice cubes, production 30kg/24 hours with reduced water usage and electricity. Virtually zero impact on the environment with R290 natural refrigerant. The ice maker is designed to complement high-end Scotch and Whiskey, as well as being perfect for cafés, as the gourmet ice cube is slow to melt reducing the impact on flavour. New electronic control enhances the performance and adapts to extreme climates, rated to 43 degrees Celsius. ITV patented Anti Scale Spray System works to avoid Limescale deposits and reduces vibrations. New Smart Front Ventilation System (SVFS) allows the self-contained units to be built in, new units also have an easy-to-access automatic cleaning switch at the front of the unit which disconnects the cooling cycle while circulating water and chemicals to clean the unit. The never-stop motor pump from ITV is designed without seals to prevent deterioration in hard water regions, and the units have a built-in lined storage bin which holds up to 15kg of ice. The unit can be ordered with an internal drain pump or without as standard. Self-contained units come with standard adjustable legs, and optional lockable castors 62mm high or 10mm levelling feet are available at an additional cost. Filter systems need to be installed with the ice machine to protect the 2-year parts and Labour warranty. Best suited to: Restaurants / Cafes, Clubs / Pubs / Bars, Hospitality / Venues, Accommodation.

Supplied Accessories



Water Inlet Hose



Drain Hose



Water Inlet Filter Gasket



Medium Scoop



Adjustable Height Legs



Backflow Prevention Device



Warranty



Natural Refrigerant



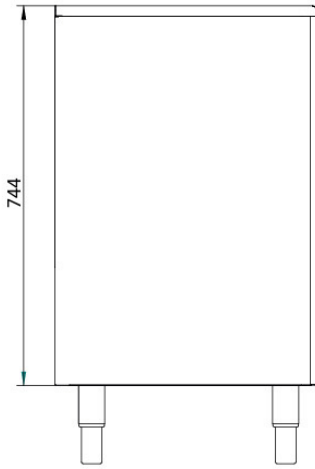
Watermark

A Watermark approved* water filter, suitable for the water type at the place of installation must be used. SKOPE can provide a water filter that protects the Ice Maker, and ensures proper function and high quality ice production. Service or repair due to absence of a suitable water filter will not be covered by SKOPE warranty. Contact SKOPE for more information.

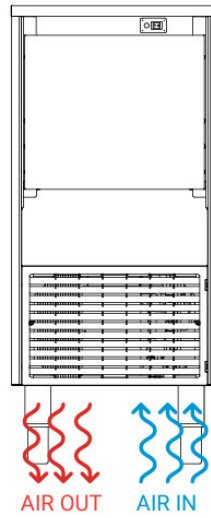
*Watermark approval is only applicable to Australian installations. Elsewhere, a suitable water filter must be used



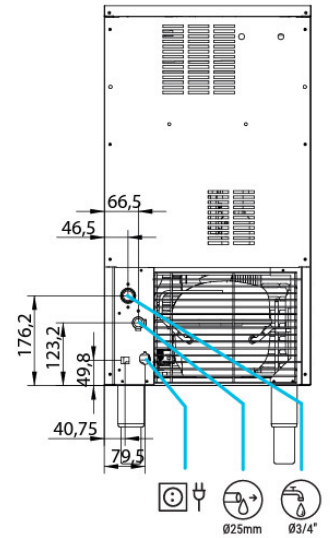
LEFT SIDE VIEW



FRONTAL VIEW



REAR VIEW



Cabinet

Type	GALA
Finish	AISI 304 Stainless Steel
Modular/Self Contained	Self Contained

Dimensions

	External	Packed
Height (mm)	744	900
Width (mm)	405	480
Depth (mm)	515	580
Footprint (m ³)	0.25	

Weight

	Machine	Packed
Gross (kg)	40	46

Performance & Operating Conditions

Max. Operating Temp.	43
Air Temperature	10°C - 43°C
Water Temperature	5°C - 38°C
Recommended Water Pressure	1 bar / 6 bar
Litres of Water p/h	2.9
100kg Kwh	27
Plug Set Size	10 Amps
Heat Rejection (W)	744

Type

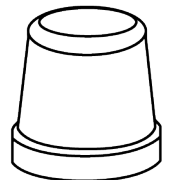
System Type	Spray System
Refrigerant	R290 Natural Refrigerant

Ice Specifications

Dimensions (mm)	39mm circumference x 35mm height
Ice cubes per cycle	18
Ice cube storage capacity (kg)	15

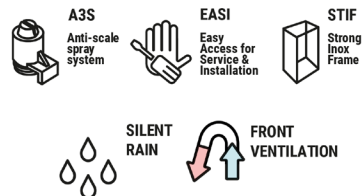
Ice Production per 24 hour cycle (kg)

		Water temperature			
		10°C	15°C	21°C	30°C
Air temperature	10°C	32	32	30	28
	21°C	32	30	31	29
	32°C	28	28	27	26
	43°C	21	20	19	18



Optional Accessories

Water Filter	Water Filter Kit for Self-Contained (Part No. SXX11695)
Water Filter	Replacement Cartridge (Part No. SXX11696)
Drain Pump	Drain Pump PRO SA92 (Part No. SXX11725-P) This unit can also be ordered with a Drain Pump as standard
Castor Set	Set of 4 castors (Part No. ITV-31703)
Levelling Feet	Set of 4 10mm Levelling Feet (Part No. ITV-33007)



GALA NG30 A R290
on the SKOPE website