



Self-contained ice maker - Sprayer system Daily production up to 97 kg

Brema's new Green Tech CB range offers self-contained ice machines for bench top, under bench or free-standing installation. These machines produce attractive, crystalline cubes weighing 13g which rapidly chill and enhance the appearance of any beverage.

The Brema CB955A is a free-standing ice cube machine that produces 95kg of ice per 24 hours and has storage capacity of 55kg.

The CB range of self-contained ice cube machines is the perfect fit for cafes, restaurants, hotels, bars and nightclubs.


► Features

- Compact and crystal cube
- AISI 304 SS Scotch Brite finish
- Tropical class +43°C rated
- Cleanable antiscald filter
- Air cooling system
- Easy cleanable internal rounded surfaces
- HCFC-Free insulated storage
- RoHS Free
- Disappearing insulated door
- Standard and special voltages
- 55kg storage capacity
- Produces 13g cubes
- Automatic Washing System (AWS)
- R290 refrigerant (HFC Free)
- Integrated Drain Pump (DP)



► Accessories

- Water inlet hose
- Drainage hose
- External water filter
- Pressure limiting valve
- Plastic ice scoop
- Adjustable stainless steel legs (4)



Green Tech Design



Side openings for better ventilation



Automatic Washing System

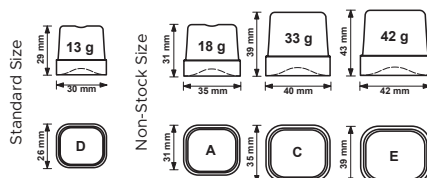


Double water inlet (W models only)




Plug-in electrical connection

► Ice cube size



► Production 24h

	Air temp.	Water temp.	kg
	10° C	7° C	97
	21° C	15° C	95
	32° C	21° C	85

3 Years Warranty

► Certifications available for this model





CB955A-HC-DP



Self-contained ice maker - Sprayer system
Daily production up to 97 kg



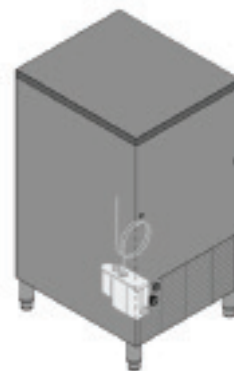
► Working conditions

- Location: **Indoor**

	Min	Max
Ambient temperature	+10°C	+43°C
Water temperature	+3°C	+32°C
Voltage	-10%	+10%
Water inlet pressure	1bar (14 psi)	6bar (84 psi)

► Integrated drain pump benefits

- Reduced installation costs with the ability to position the ice maker up to 4 meters away from a drain.
- Plug and play easy installation makes setting up your ice maker quicker and easier.
- Superior hygiene as excess water is moved out of the ice maker creating a more sanitary environment.



► Connections

All measures are referred to the rear bottom-left corner (W-H-Ø)

- ① Water in.: 135mm - 237mm - 3/4" ② Water out.: 62mm - 242mm - 24mm ③ Electrical connections.: 100mm - 312mm
④ Cond. water in.: 98mm - 177mm - 3/4" ④ Only for water cooling systems

► Technical Information

Production in 24h	95kg
Store capacity, up to	55kg
Cooling system	A
Kind of cube (standard)	D-13g
Kind of cube (non-stock)	A-18g, C-33g, E-42g
Refrigerant	R290
Standard voltage	240V - 50 Hz - 10A (lead with plug supplied)
Power consumption*	870W

Finish	AISI 304 stainless steel
Clearance	100mm sides + back
Water consumption	A: 2.5 l/kg
Sizes (W-D-H)	735 - 603 - 1010
Sizes with pack (W-D-H)	780 - 640 - 1185
Net weight	74kg
Gross weight	86kg

All the technical information need to be considered at the following conditions:

Sizes without feet

Standard Cube (13 g)

Ambient temperature +21°C

Water temperature +15°C

*Average power consumption at +43°C (standard voltage)

Models and specifications are subject to change without notice



www.comcater.com.au



1300 309 262



contactus@comcater.com.au