

Performance Range



CM-1042T 1200 watts

The CM-1042T offers users preset programming, ceramic base, full stainless steel construction, generous 22 litre capacity and a powerful 1200watt output.

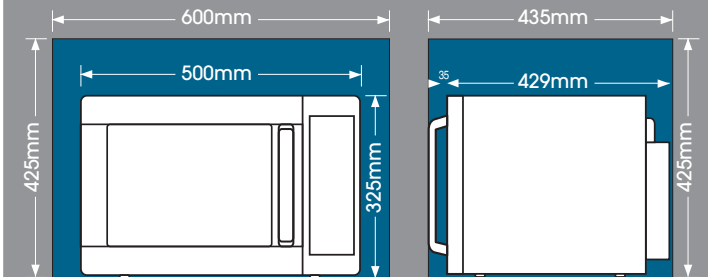
Incorporating new latest generation high efficiency magnetron with 1200watt output.

The CM-1042T has incorporated many of the design features from the Bonn High Performance Range of ovens. These include Direct Ducted Magnetron Cooling, Motorised Stirrer Fan for even heating along with all safety features such as toughened inner door glass, heavy duty door safety latches and double strengthened door hinges all part of Bonn's stringent total safety philosophy.

Supplied with 2 Years Parts/1 Year Labour warranty*.

CM-1042T Dimensions and Installation Guide

All microwave ovens should be installed in a well ventilated area. Below are the minimum recommended built in installation dimensions.



MODEL	Power Output	Oven Capacity	microsave	Programmable Control Panel	Number of Programs	Ceramic Base	Glass Turntable	Internal Construction	External Construction	Power Point Required	Weight	Current Drawn	Power Source	External Dimensions	Internal Dimensions
CM-1042T	1200 watts	22 litre	✗	✓	20	✓	✗	Stainless Steel	Stainless Steel	10 amp	19.5kg	8.5 amp	240V - 50Hz	500w x 325h x 464d	307w x 209h x 329d
CM-1051T	1000 watts	22 litre	✗	✓	20	✓	✗	Stainless Steel	Stainless Steel	10 amp	19.5kg	7.6 amp	240V - 50Hz	500w x 325h x 464d	307w x 209h x 329d



CM-1051T 1000 watts

Full stainless Steel internal & external construction, programmable touch pad, ceramic base, generous 22 litre oven capacity with 1000watt output.

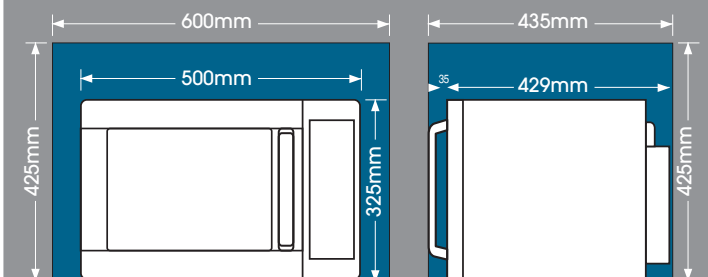
The CM-1051T includes design features such as Direct Ducted Magnetron Cooling, Motorised Stirrer Fan for even heating along with all safety features such as toughened inner door glass, heavy duty door safety latches and double strengthened door hinges.

Ideal for long lasting performance and reliability in school tuck shops, snack bars, fast food vans and front of house heating requirements.

Supplied with 2 Years Parts/1 Year Labour warranty*.

CM-1051T Dimensions and Installation Guide

All microwave ovens should be installed in a well ventilated area. Below are the minimum recommended built in installation dimensions.




Grab'n'Go Door Handle

Heavy Duty triggerless metal door handle for years of reliable use.



Direct Ducted Magnetron Cooling Design

Industry leading magnetron lifespan. Unique ducted design by Bonn. Cold air is plumbed directly into the magnetron, with hot exhaust air plumbed to exit the oven achieving maximum cooling efficiency.




Programmable Touch Pad

20 custom programmable presets for easy, rapid heating of meals.



High Efficiency Magnetron

Latest generation magnetron design enabling power output up to 1200 watts.



Heavy Duty Door Safety Latch

Heavy Duty nylon door latches, guarantees maximum safety to user.



Safety

Toughened glass (not film) inner door screen protects door grill, preventing possible microwave leakage and maximum safety to user.



Motorised Stirrer Fan

Concealed Stirrer Fan for even heating of food.



Ceramic Base

Easy cleanup of spills and larger useable space when compared to rotating glass turntable.

