

Technical data sheet for
**GAS RANGE ELECTRIC
 CONVECTION OVEN 1200mm**
 GE58D, GE58C, GE58B, GE58A

- Heavy-duty construction
- 28 MJ/hr open burners
- Flame failure standard
- Pilot burners optional
- 300mm, 600mm, and 900mm griddle plate options
- Optional simmer plates
- GN 2/1 6.6kW electric convection oven
- Drop down door
- Storage cabinet on RH side
- Rear rollers
- Stainless steel exterior
- Easy clean
- Easy service
- Fully modular

Overall Construction

- Galvanized steel chassis
- Welded hob with 1.5mm 304 stainless steel bull nose
- Hob sides 1.2mm 304 stainless steel
- Splashback 1.2mm 304 stainless steel
- Front panels and oven sides 0.9mm 304 stainless steel
- Vitreous enamelled hob control panel
- Full 0.9mm stainless steel storage cabinet on RH side
- 63mm dia. heavy-duty 1.2mm 304 stainless steel adjustable legs at front and two rollers at rear

Cooktop

- Cast iron 28MJ/hr open burners with forged brass cap
- Vitreous enamelled cast iron potstands
- Vitreous enamelled open burner spill covers
- Cast iron simmer plates (optional extra)
- 12mm thick mild steel griddle plates
- 2.5mm 304 stainless steel griddle splash guards
- Stainless steel spill trays
- Aluminised steel internal construction

Griddle sections are standard on RH side. Available on LH side or centre to order or by conversion

Oven

- Fully welded and vitreous enamelled oven liner
- GN 2/1 capacity with 4 position racking
- Heavy-duty easy remove heavy wire chrome rack supports
- Cast iron even heat oven sole plate
- 6.5kW heating elements
- 100W heavy-duty motor
- 200mm diameter heavy-duty circulation fan
- Drop down door
- 0.9mm 304 stainless steel door outer
- 1.0mm vitreous enamelled door inner
- High density fibreglass insulated
- Supplied with two chrome wire oven racks



GE58D

Controls

- Large easy use control knob - heat resistant reinforced
- Easy view control settings on knob

Cooktop

- Variable high to low controls to open burners
- Open burners flame failure standard with pilot burners optional
- Variable high to low controls to griddles
- Griddles standard with pilot, flame failure and piezo ignition

Oven

- 50-320°C thermostatic control
- Indicator lights for power and heating
- Fan and elements automatic off when doors open

Cleaning and Servicing

- All models with easy clean stainless steel external finish
- Lift off burner heads and vitreous enamelled burner spill covers
- Stainless steel spill trays under open burner and griddle sections
- Removable oven racking and sole plate
- Easy clean vitreous enamel oven and door inner
- Access to all parts from front of unit

Technical data sheet for GAS RANGE ELECTRIC CONVECTION OVEN 1200mm

Specifications

Burners

Open Burners 28MJ/hr dual flame ring with simmer rate

Griddle Burners 20MJ/hr per 300mm section

Oven Elements

4.5kW bottom heat element

2.0kW top heat element

Gas power

GE58D 224 MJ/hr, 62.2kW

GE58C 188 MJ/hr, 52.2kW

GE58B 152 MJ/hr, 42.2kW

GE58A 116 MJ/hr, 32.2kW

Oven Fan Motor

100W

Electrical requirements

6.6kW

1 phase connection:

230-240Vac, 50/60hz, 1P+N+E, 27.7A

3 phase connection:

400-415Vac, 50/60hz, 3P+N+E

L1 9.4A

L2 9.4A

L3 9.0A

Griddle Plate

300mm Griddle cooking surface

292mm x 475mm, 1387cm²

600mm Griddle cooking surface

592mm x 475mm, 2812cm²

900mm Griddle cooking surface

892mm x 475mm, 4237cm²

Oven Dimensions

Width 665mm

Depth 812mm

Height 915mm

Rack size 660mm x 540mm

Rack positions 4

Gas connection

R³/₄ (BSP) male

Optional underside connection, please specify when ordering

All units supplied with Natural and LP gas regulator

Dimensions

Width 1200mm

Depth 812mm

Height 915mm

Incl. splashback 1085mm

Nett weight

220kg

Packing data

1.36m³, 300kg

Width 1245mm

Depth 870mm

Height 1255mm

Gas types

Available in Natural gas and LP gas, please specify when ordering

Units supplied complete with gas type conversion kits

Other gas types on request

Options

Adjustable feet at rear

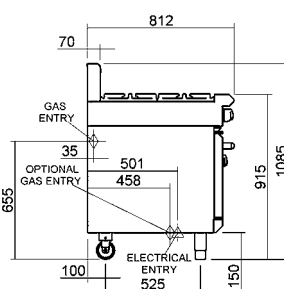

Simmer plates (replaces Potstand)

Ribbed griddle plates

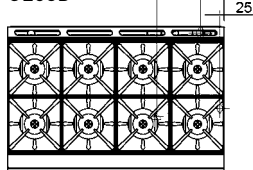
Joining caps

Castors

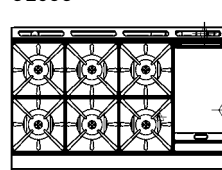
GE58



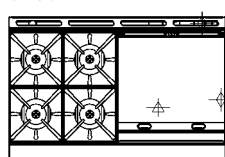
GE58D



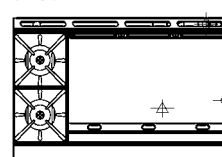
GE58C



GE58B



GE58A



MOFFAT®

Australia
www.moffat.com.au
New Zealand
www.moffat.co.nz

www.bluesealevolution.com

Australia
Moffat Pty Limited

Victoria/Tasmania
740 Springvale Road
Mulgrave, Victoria 3170
Telephone 03-9518 3888
Facsimile 03-9518 3833
vsales@moffat.com.au

New South Wales
Telephone 02-8833 4111
nswsales@moffat.com.au

South Australia
Telephone 03-9518 3888
vsales@moffat.com.au

Queensland
Telephone 07-3630 8600
qldsales@moffat.com.au

Western Australia
Telephone 08-9202 6820
bgarcia@moffat.com.au

New Zealand
Moffat Limited

Christchurch
16 Osborne Street
Christchurch 8011
Telephone 03-389 1007
Facsimile 03-389 1276
sales@moffat.co.nz

Auckland
Telephone 09-574 3150
sales@moffat.co.nz



ISO9001
Quality
Management
Standard

Designed and manufactured by

MOFFAT®

ISO9001

All Blue Seal products are designed and manufactured by Moffat using the internationally recognised ISO9001 quality management system, covering design, manufacture and final inspection, ensuring consistent high quality at all times.



AGA Cert 6913

In line with policy to continually develop and improve its products, Moffat Limited reserves the right to change specifications and design without notice.

Printed in China
© Copyright Moffat Ltd
Moffat / 7.09 / 1140

