

Freezers for the frozen food
and ice-cream industries

LIEBHERR

Highly efficient and economical: Liebherr freezers

Continuous operation in professional applications puts special demands on freezers for the frozen food and ice-cream industry. That is why Liebherr takes great care in the development of these appliances to meet your customer requirements with high quality and innovative ideas. High-insulating materials, in conjunction with highly efficient compressors, efficient refrigerants, and well-balanced refrigeration components as well as precision electronic

control systems, ensure outstanding refrigeration capacity – even in extreme conditions. In addition, the appliances are easy to clean and very economical in consumption. Company and product brands can be used to stimulate impulse buying. Liebherr offers a wide range of models for almost any application, always featuring premium quality and top design. You can rely on Liebherr professional appliances – 24 hours a day, 365 days a year.

Contents

Quality right down to the smallest detail	4
Display chest freezers	6
Storage chest freezers	11
Accessories	16

Climate class definitions

Climate class 3: Ambient temperatures from +10°C to +25°C

Climate class 4: Ambient temperatures from +10°C to +30°C

Climate class 5: Ambient temperatures from +10°C to +40°C

Climate class 7: Ambient temperatures from +10°C to +35°C

Increase awareness of your brand

Liebherr offers many individual and impressive branding options for freezers. You can choose between various methods and different models from the ice cream and impulse chest area. Upon request we can develop customised appliance concepts to meet your specific brand requirements.



Customised vinyls

Depending on the quantity and motif, the desired brand is applied on a suitable vinyl sticker, usually PC film, in a screen printing or digital printing process. Vinyl stickers can be applied by Liebherr in the factory.

Display/side wall/door colours

Customised colour design enables eye-catching presentation of your brand and extremely attractive product display. Different materials and effects can be used to individually design the side walls, the door frames, the handle, the base compartment, the display frame and the inner liner according to customer specifications.


Quality right down to the smallest detail

Liebherr chest freezers are specially designed to meet extreme requirements and withstand high stress in professional applications. Sturdy materials, high-quality refrigeration components and quality workmanship guarantee long life. High-impact product



Smooth-running sliding glass lid.

The curved sliding glass lids on the EFI chests are made of toughened, single-pane safety glass. The lid halves are easy to move thanks to profiled seals and the plastic frame heated by hot gas from the compressor.




Efficiency

Liebherr freezers operate extremely economically: highly efficient compressors, a precision electronic control system as well as highly effective insulation ensure low power consumption and low operating costs. The high quality of the virtually maintenance-free and service-friendly appliances guarantees long life and reliable operation.



Hot-gas frame heater

The hot-gas frame heater prevents condensation on the glass lids, provides a clear view of the products inside the chest and supports optimum product presentation.



Easy-care steel inner liner.

The steel inner liner with rounded corners is easy to clean, rust-free and scratch-resistant. Thanks to the steel material, it possesses outstanding thermal conductivity.

presentation in the chest freezers is ensured by sturdy baskets and sliding glass lids which provide a clear view. In the wide range of sales chest freezers, you will find the right appliance with suitable features for every requirement.



Maximised total display area.

The slim yet highly durable plastic and aluminium frame provides the greatest possible surface area for displaying merchandise. This means that customers have the best possible view of the freezer's contents and product presentation is optimised.



Stability and design.

Combining plastic parts at the side with connecting aluminium profiles, the cover frame of the EFl and EFE models are very attractive in appearance.



Quieter thanks to outer skin condenser.

Thanks to the foamed in outer skin condenser, the ice-cream chest freezers are virtually maintenance-free – and the housing is easy to clean. In addition, condensation water does not form on the outside.



Sturdy swivel castors.

Swivel castors make transport easier especially when the chest appliances have to be moved frequently. All EFE / EFl models are equipped with high-quality non-marking polyurethane 50-mm swivel castors.

Sales chest freezers with LED lighting



Sales chest freezers	EFE 6052	LED	EFE 4652	LED
Total gross / net capacity	595 / 457 litre		444 / 339 litre	
Exterior dimensions in mm (w / d / h)	1885 / 680 / 825		1465 / 680 / 825	
Interior dimensions in mm (w / d / h)	1760 / 535 / 658		1340 / 535 / 658	
Energy consumption in 24 h	3.639 kWh		2.327 kWh	
Cooling system	static		static	
Defrost	manual		manual	
Temperature range	-10°C to -24°C		-10°C to -24°C	
Lid Type	flat sliding		flat sliding	
Lid material	laminated glass		laminated glass	
External cabinet finish	steel / white		steel / white	
Internal liner material	steel / white		steel / white	
Frame colour	grey		grey	
Type of control	analogue control		analogue control	
Temperature display	internal analogue		internal analogue	
Interior light	Full width LED strip		Full width LED strip	
Number of baskets 250 / 210 / 195 mm	1 / 7 / 0		1 / 5 / 0	
Lock	fitted		fitted	
Castors	swivel castors		swivel castors	
Insulation	60 mm		60 mm	
Water drain	yes		yes	
Climate rating	35°C / 75% Humidity		35°C / 75% Humidity	
Refrigerant	R 290		R 290	
Sound power level	52 dB(A)		52 dB(A)	
Connection rating	2.5 A / 239 W		2.5 A / 172 W	
Frequency / voltage	50 Hz / 220 – 240V~		50 Hz / 220 – 240V~	
Gross / net weight	92.5 / 82.3 kg		78 / 69.1 kg	
Accessories				
Basket 250 mm	Yes		Yes	
Basket 210 mm	Yes		Yes	
Basket 195 mm	-		-	
Partition grid 250 mm	Yes		Yes	
Partition grid 210 mm	Yes		Yes	
Partition grid 195 mm	-		-	
Lid lock with key	Yes		Yes	
Spare Key	-		-	
Cone protector 250 slanting CPT	Yes		Yes	
Cone protector 210 slanting CPT	Yes		Yes	
Rubber bumpers, grey	Yes		Yes	



EFE 3852	LED	EFE 3052	LED	EFE 2252	LED	EFE 1152	LED
369 / 280 litre		294 / 222 litre		219 / 163 litre		107 / 80 litre	
1255 / 680 / 825		1045 / 680 / 825		835 / 680 / 825		751 / 481 / 825	
1130 / 535 / 658		920 / 535 / 658		710 / 535 / 658		605 / 315 / 657	
2.118 kWh		1.679 kWh		1.482 kWh		1.067 kWh	
static		static		static		static	
manual		manual		manual		manual	
-10°C to -24°C		-10°C to -24°C		-10°C to -24°C		-10°C to -24°C	
flat sliding		flat sliding		flat sliding		flat sliding	
laminated glass		laminated glass		laminated glass		laminated glass	
steel / white		steel / white		steel / white		steel / white	
steel / white		steel / white		steel / white		steel / white	
grey		grey		grey		grey	
analogue control		analogue control		analogue control		analogue control	
internal analogue		internal analogue		internal analogue		external analogue	
Full width LED strip		Full width LED strip		Full width LED strip		Full width LED strip	
1 / 4 / 0		1 / 3 / 0		1 / 2 / 0		0 / 0 / 3	
fitted		fitted		fitted		fitted	
swivel castors		swivel castors		swivel castors		swivel castors	
60 mm		60 mm		60 mm		70 mm	
yes		yes		yes		yes	
35°C / 75% Humidity		35°C / 75% Humidity		35°C / 75% Humidity		35°C / 75% Humidity	
R 290		R 290		R 600a		R 600a	
52 dB(A)		42 dB(A)		42 dB(A)		42 dB(A)	
1.5 A / 149 W		1.5 A / 143 W		1.5 A / 90 W		1.5 A / 68 W	
50 Hz / 220 – 240V~		50 Hz / 220 – 240V~		50 Hz / 220 – 240V~		50 Hz / 220 – 240V~	
69.8 / 61.6 kg		62.2 / 54.7 kg		55.3 / 48.7 kg		58.7 / 55 kg	
Yes		Yes		Yes		-	
Yes		Yes		Yes		-	
-		-		-		Yes	
Yes		Yes		Yes		-	
Yes		Yes		Yes		-	
-		-		-		Yes	
Yes		Yes		Yes		Yes	
-		-		-		-	
Yes		Yes		Yes		-	
Yes		Yes		Yes		-	
Yes		Yes		Yes		Yes	



Chest Freezer, Glass Canopy & 4 Baskets

EFI 4853 Gelato Pack

LED

Freezer: Total gross / net litres	499 / 355
Exterior dimensions W / D / H (mm)	1719 / 680 / 1245 Includes Canopy
Interior dimensions W / D / H (mm)	1550 / 535 / 656 Freezer Cavity
Total display surface area (TDA)	0.82 m ²
Energy consumption in 365 days	1110 kWh
Climate rating	+10°C to +35°C
Refrigerant	R 290
Sound power level dB(A)	52
Connection rating	2.5 A
Voltage	220 - 240
Cooling system	Static
Defrosting	Manual
Temperature range	-10°C to -24°C
Lighting	Full width LED strip
Lid material	Curved sliding glass
Housing material / colour	Lid steel / white
Liner material	Steel
Type of control	Analogue controls
Temperature display	Internal analogue
Fits 5L & 7L Gelato tubs	Maximum 12
Baskets supplied	4
Castors	Yes
Type of castors	Swivel
Lock	Can be retrofitted
Insulation (mm)	70
Defrost water drain	Yes
Weight gross / net (kg)	130.50 / 119 (includes canopy)
Accessories	
Cone protector 250 slanting CPT	Available
Cone protector 210 slanting CPT	Available
Grey rubber bumper	Available



Chest Freezer, Glass Canopy & 4 Baskets

Freezer: Total gross / net litres

Exterior dimensions W / D / H (mm)

Interior dimensions W / D / H (mm)

Total display surface area (TDA)

Energy consumption in 365 days

Climate rating

Refrigerant

Sound power level dB(A)

Connection rating

Voltage

Cooling system

Defrosting

Temperature range

Lighting

Lid material

Housing material / colour

Liner material

Type of control

Temperature display

Fits 5L & 7L Gelato tubs

Baskets supplied

Castors

Type of castors

Lock

Insulation (mm)

Defrost water drain

Weight gross / net (kg)

Accessories

Cone protector 250 slanting CPT

Cone protector 210 slanting CPT

Grey rubber bumper

EFI 3553 Gelato Pack

LED

354 / 249

1509 / 680 / 1245 Includes Canopy

1130 / 535 / 656 Freezer Cavity

0.60 m²

613 kWh

+10°C to +35°C

R 290

52

1.5 A

220 - 240

Static

Manual

-10°C to -24°C

Full width LED strip

Curved sliding glass

Lid steel / white

Steel

Analogue controls

Internal analogue

Maximum 9

3

Yes

Swivel

Can be retrofitted

70

Yes

102.60 / 92.40 (includes canopy)

Available


Available

Available

Impulse sales chest freezers



Impulse sales chest freezers	EFI 4853 LED	EFI 3553 LED
Total gross / net capacity	499 / 355 litre	354 / 249 litre
Exterior dimensions in mm (w / d / h)	1675 / 680 / 825	1255 / 680 / 825
Interior dimensions in mm (w / d / h)	1550 / 535 / 656	1130 / 535 / 656
Energy consumption in 24 h	3.04 kWh	2.118 kWh
Cooling system	static	static
Defrost	manual	manual
Temperature range	-10°C to -24°C	-10°C to -24°C
Lid Type	curved sliding	curved sliding
Lid material	laminated glass	laminated glass
External cabinet finish	steel / white	steel / white
Internal liner material	steel / white	steel / white
Frame colour	grey	grey
Type of control	analogue control	analogue control
Temperature display	internal analogue	internal analogue
Interior light	Full width LED strip	Full width LED strip
Number of baskets 250 / 210 / 195 mm	1 / 6 / 0	1 / 4 / 0
Lock	fitted	fitted
Castors	swivel castors	swivel castors
Insulation	70 mm	60 mm
Water drain	yes	yes
Climate rating	ST (4+)	35°C / 75% Humidity
Refrigerant	R 290	R 290
Sound power level	52 dB(A)	52 dB(A)
Connection rating	1.9A / 190 W	1.5 A / 149 W
Frequency / voltage	50 Hz / 240V~	50 Hz / 220 – 240V~
Gross / net weight	89.5 / 80 kg	68.6 / 60.4 kg
Accessories		
Basket 250 mm	Yes	Yes
Basket 210 mm	Yes	Yes
Basket 195 mm	-	-
Partition grid 250 mm	Yes	Yes
Partition grid 210 mm	Yes	Yes
Partition grid 195 mm	-	-
Lid lock	Yes	Yes
Spare Key	-	-
Cone protector 250 slanting CPT	Yes	Yes
Cone protector 210 slanting CPT	Yes	Yes
Rubber bumpers, grey	Yes	Yes



EFI 2853

LED

EFI 2153

LED

282 / 196 litre
 1045 / 680 / 825
 920 / 535 / 656
 1.679 kWh
 static
 manual
 -10°C to -24°C
 curved sliding
 laminated glass
 steel / white
 steel / white
 grey
 analogue control
 internal analogue
 Full width LED strip
 1 / 3 / 0
 fitted
 swivel castors
 60 mm
 yes
 35°C / 75% Humidity
 R 290
 42 dB(A)
 1.5 A / 122 W
 50 Hz / 220 – 240V~
 61.3 / 53.8 kg

211 / 143 litre
 835 / 680 / 825
 710 / 535 / 656
 1.482 kWh
 static
 manual
 -10°C to -24°C
 curved sliding
 laminated glass
 steel / white
 steel / white
 grey
 analogue control
 internal analogue
 Full width LED strip
 1 / 2 / 0
 fitted
 swivel castors
 60 mm
 yes
 35°C / 75% Humidity
 R 600a
 42 dB(A)
 1.5 A / 98 W
 50 Hz / 220 – 240V~
 54.2 / 47.5 kg

Yes
 Yes
 -
 Yes
 Yes
 -
 Yes
 -
 Yes
 Yes
 Yes
 Yes

Yes
 Yes
 -
 Yes
 Yes
 -
 Yes
 -
 Yes
 Yes
 Yes
 Yes

How you benefit, at a glance.

The easily **replaceable seal** in the chest lid ensures optimal hygiene, airtight closing and extends the service life of the chest.

Foamed-in skin-condenser in the outer surface for quiet and low-vibration operation.



The **sturdy chest lid** (stainless steel or white) can also be used as an additional work surface.



Full-length **ergonomic recessed grip** for convenient opening and closing.

No energy loss and optimum energy efficiency due to **highly effective insulation**.

No condensation on the housing and easy-to-clean outer surface for perfect hygiene.



Inner liner made of robust, coated sheet steel for increased durability and easy cleaning.



Optimum clarity thanks to **LED lighting** in the interior.

Sturdy castors make transport easier and allow you to clean the floor under the chest.



Secured against unauthorised access **by a robust lock.**



More orderly storage and flexibility in the distribution of the goods due to **sturdy mesh baskets.**



More energy efficiency and sustainability thanks to **natural and HFC-free refrigerant R 600a** in combination with powerful compressors.

Extremely robust, stable and torsion-free chest body, suitable even for very intensive loads.

Stop Frost

The ice-free interior means less frequent defrosting thanks to the **StopFrost system** and the door can be effortlessly opened and closed repeatedly due to the prevention of negative pressure.

Frost Protect

Maximum flexibility in the choice of installation location due to **an extended ambient temperature range** from **-15 °C to 43 °C.**

EFL 6056

More storage safety due to the **analogue temperature display** with interior temperature indicator, accurate to the degree. Operating temperature adjustable from **-14 °C to -24 °C.**



Chest freezers



Chest freezers	EFL 6056	EFL 4656
Total gross / net capacity	542 / 520	404 / 387
Exterior dimensions W / D / H (mm)	1885 / 720 / 825	1465 / 720 / 825
Interior dimensions W / D / H (mm)	1760 / 535 / 622	1340 / 535 / 622
Energy consumption in 365 days (kWh)	467	442
Energy consumption in 24 hours (kWh)	1.279	1.211
Climate rating	7 (+10°C to +35°C / 75% Humidity)	7 (+10°C to +35°C / 75% Humidity)
Refrigerant	R 600a	R 600a
Sound power level dB(A)	33	33
Connection rating	1.5 A	1.5 A
Frequency / voltage	220 - 240 V~	220 - 240 V~
Cooling system	Static	Static
Defrosting method	Manual	Manual
Temperature range	-10°C to -24°C	-10°C to -24°C
Lid Type	Flip Lid	Flip Lid
Lid Material	Stainless Steel	Stainless Steel
External cabinet finish	Steel / White	Steel / White
Internal liner material	Steel / White	Steel / White
Frame colour	White	White
Type of control	Analogue	Analogue
Temperature display	External	External
Interior light	LED under lid	LED under lid
Number of baskets 270 / 210 (mm)	1 / 7	1 / 5
Basket material	Same as EFE	Same as EFE
Handle	Recessed grip	Recessed grip
Lock	Fitted	Fitted
Castors	Swivel	Swivel
Insulation (mm)	60	60
Water drain	Yes	Yes
Weight gross / net (kg)	99 / 89	90 / 81
Accessories		
Grey rubber bumper	Available	Available
Basket Divider 210	Available	Available
Basket Divider 270	Available	Available
Basket 210 mm	Available	Available
Basket 270 mm	Available	Available
Key	Available	Available



EFL 3056

266 / 254
 1045 / 720 / 825
 920 / 535 / 622
 340
 0.932
 7 (+10°C to +35°C / 75% Humidity)
 R 600a
 33
 1.5 A
 220 - 240 V~
 Static
 Manual
 -10°C to -24°C
 Flip Lid
 Stainless Steel
 Steel / White
 Steel / White
 White
 Analogue
 External
 LED under lid
 1 / 3
 Same as EFE
 Recessed grip
 Fitted
 Swivel
 60
 Yes
 75 / 62

 Available
 Available
 Available
 Available
 Available
 Available

Accessories

Section: Chest freezers


Baskets

Products can be presented in a clearly sorted arrangement with the suspended baskets. Suitable for all EFI, EFE and EFL models.



Cone protector

Easy clip-on protection set for 210 baskets to avoid damages on cones or edges. Suitable for all EFI, EFE and EFL models.



Partition grid

The partition grids for baskets support optimum product presentation and allow flexible organisation of the interior. Suitable for all EFI and EFE models.



Rubber bumpers

Rubber bumpers can be fixed to provide better ventilation when freezers are placed next to each other and to avoid damages during moving. Suitable for all EFI, EFE and EFL models.



Lid lock

A lid lock can be installed on all models to secure the contents of the chest freezers. Suitable for all EFI and EFE models.



Swivel castors with brake

If chest freezers require frequent repositioning, swivel castors provide a convenient solution. The premium-quality 50 mm rubberised swivel castors with integral brake allow the appliance to be securely fixed at the point of display and are available as accessories for all EFI and EFE models.



Andi-Co Australia

1 Stamford Road, Oakleigh VIC 3166
Phone: 1800 685 899 Email: sales@andico.com.au

www.andico.com.au/liebherr-commercial-equipment