

## TECHNICAL DATA SHEET FOR

# Convotherm OES 6.06 mini

# Convotherm OES 6.06 mini CC (includes CONVOClean system)

6 x 2/3 GN Tray Electric Combination Oven Steamers

### General features:

- Advanced Closed System - automatic moisture regulation, energy-efficient
- Press&Go - easy to use for perfect results
- Requires minimum space - fits anywhere, saving expensive floor space
- Multi-purpose engaging frame - flexible use, various GN sizes
- Fume reducer - minimal steam in the kitchen
- 3-phase/alternating current - select when installing

### Standard features:





- Crisp&Tasty (multi-level demisting)
- Multi-point core temperature sensor
- Double glass doors with integrated door lock position and self-emptying condensate drip tray (door drip tray)
- Tray Timer (time-delayed loading for each level)
- Menus and icons make the appliance easy to operate
- Bright graphic interface with full-text display
- Digital dial for easy adjustment of temperature, time and core temperature
- Preselect start time in real-time mode
- Programme up to 250 recipes with up to 20 steps each
- CONVOTHERM Cookbook with pre-programmed recipes
- Cook & Hold and Delta-T cooking
- RS 232 interface
- Stores all device settings and recipes in an additional memory module (ID module)
- Robust stainless steel design
- Zero-wear door contact switch
- Removable engaging frame and suction plate
- Hygienic plug-in gasket
- Condensate drip tray on appliance
- Oven light with shockproof glass cover
- Perpetual self-diagnosis for error recognition
- Emergency programme mode: Appliance can be operated with restricted functionality even when technical malfunctions arise
- Detailed documentation, spare parts lists and circuit diagrams
- IPX 4 spray guard
- Rotary lever door lock with slam function
- Hand shower
- Injector version

### Optional features:

- EasyToUCH operating panel with touch screen display
- HACCPViewer - including USB stick for exporting data
- easyRecipe - including USB stick for exporting data
- Left-hinged version
- Special voltage levels
- ConvoClean Automatic Cleaning System



### Cooking programmes

- |                          |   |   |
|--------------------------|---|---|
| <b>Steaming at</b>       | <b>30°C-120°C</b>   |  |
| -                        | For steaming, stewing and poaching.                                       |   |
| <b>Superheated steam</b> | <b>100°C-250°C</b>  |  |
| -                        | For roasting and baking.  |   |
| <b>Convection</b>        | <b>30°C-250°C</b>   |  |
| -                        | For grilling, quick roasting, baking, toasting and gratinating.           |   |
| <b>Regeneration</b>      | <b>120°-160°C</b>   |  |
| -                        | For fast heating of prepared dishes pre-arranged on the plate or platter. |   |

### Optional Accessories

- Oven stand
- Wall bracket
- Waste water installation kit
- Baking sheets / pans
- Stacking kit
- Condensation hood



TECHNICAL DATA SHEET FOR

# Convotherm OES 6.06 mini

# Convotherm OES 6.06 mini CC (includes CONVOClean system)

6 x 2/3 GN Tray Electric Combination Oven Steamers

Dimensions	with CC	
Width (mm)	515	515
Depth (mm)	599	599
Height (mm)	627	627
Weight (kg)	45	56

Packed Dimensions		
Width (mm)	580	580
Depth (mm)	730	730
Height (mm)	800	970
Weight (kg)	60	68

**Shelves**  
 6 x 2/3 GN 40 mm deep  
 6 x 2/3 GN 20 mm deep

**Installation conditions**

- Appliance must be installed on the level
- Do not install the appliance near, above or below a source of heat or near flammable surfaces

**Installation clearances**

- Left/right (mm) 50
- Rear (mm) 50
- Top (mm) 500 (for ventilation)

**Electrical connection**

Choose from 230-240V ~ 50/60Hz 1P+N+E or 400-415V ~ 50/60Hz 3P+N+E (can be selected on site)

	1P+N+E	3P+N+E
Connected load (kW)	3.0	5.7
Rated current (A)	13.1	11.8
Connection cross-section*(mm <sup>2</sup> )	3.0 x 2.5	5.0 x 2.5

\* recommended cross-section for uncovered connection with max. length of 5m.

- Fit main switch (all-pin-circuit-breaker) on site, in close proximity to the appliance.
- Connection for potential compensation.

**Water connection**

- Cold water R<sup>3</sup>/<sub>4</sub>" 2 - 6 bar flow pressure
- Fit water tap and dirt filter on site in close proximity to appliance
- Backflow prevention valve (supplied)
- Water: Drinking water quality with:

Overall hardness:	70-125 ppm
pH:	6.5 - 8.5
Conductivity:	10-200 µS/cm
Cl <sup>-</sup> :	max 100 mg/l
SO <sub>4</sub> <sup>2-</sup> :	max 150 mg/l
Fe:	max 0.1 mg/l
Mn:	max 0.05 mg/l
Cu:	max 0.05 mg/l
Cl <sub>2</sub> :	max 0.1 mg/l

Install water purifier if required

**Water outlet**  
 R40, fixed connection or funnel siphon

**Venting and ventilation**

Sensible heat: 1100 KJ/h  
 Latent heat: 100 KJ/h

**The appliance is intended for professional use only**

Spray guard: IPX4  
 Quality mark: TÜV GS  
 Noise emission: < 60 dBA  
 GN 2/3 shelves: 6  
 Shelf spacing: 50mm variable



Australia  
[www.moffat.com.au](http://www.moffat.com.au)

New Zealand  
[www.moffat.co.nz](http://www.moffat.co.nz)

**Australia**  
**Moffat Pty Limited**

Victoria/Tasmania  
 740 Springvale Road  
 Mulgrave, Victoria 3170  
 Telephone 03-9518 3888  
 Facsimile 03-9518 3833  
[vsales@moffat.com.au](mailto:vsales@moffat.com.au)

New South Wales  
 Telephone 02-8833 4111  
[nswsales@moffat.com.au](mailto:nswsales@moffat.com.au)

South Australia  
 Telephone 03-9518 3888  
[vsales@moffat.com.au](mailto:vsales@moffat.com.au)

Queensland  
 Telephone 07-3630 8600  
[qldsales@moffat.com.au](mailto:qldsales@moffat.com.au)

Western Australia  
 Telephone 08-9202 6820  
[bgarcia@moffat.com.au](mailto:bgarcia@moffat.com.au)

**New Zealand**  
**Moffat Limited**

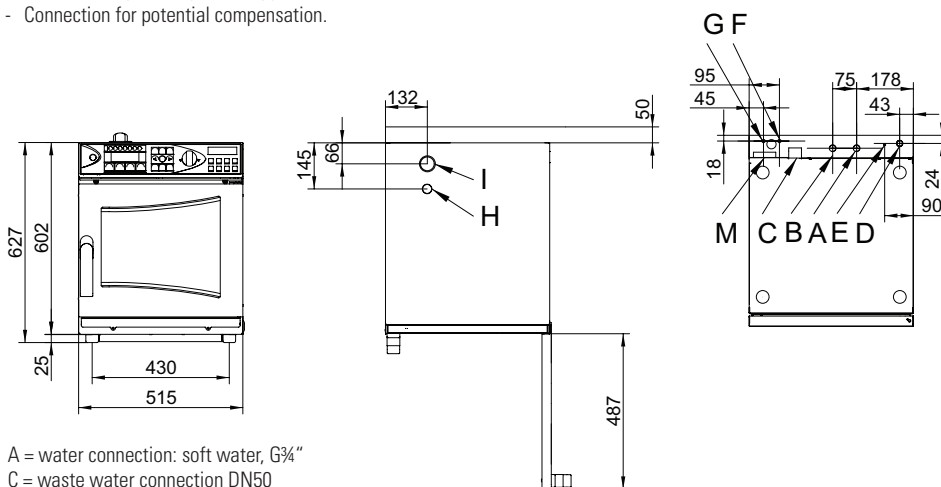
Christchurch  
 16 Osborne Street  
 Christchurch 8011  
 Telephone 03-389 1007  
 Facsimile 03-389 1276  
[sales@moffat.co.nz](mailto:sales@moffat.co.nz)

Auckland  
 Telephone 09-574 3150  
[sales@moffat.co.nz](mailto:sales@moffat.co.nz)



In line with policy to continually develop and improve its products, Moffat Limited reserves the right to change specifications and design without notice.

© Copyright Moffat Ltd  
 Moffat 11.11



A = water connection: soft water, G<sup>3</sup>/<sub>4</sub>"  
 C = waste water connection DN50  
 D = Electrical connection  
 E = Potential compensation  
 H = Vent pipe  
 K = Ventilation pipe

