

Technical data sheet for

GAS RANGE ELECTRIC CONVECTION OVEN 1200mm

RN8810GEC, RN8813GEC, RN8816GEC, RN8819GEC



RN8810GEC

Overall Construction

- Galvanized steel chassis
- Welded hob with 1.5mm 304 stainless steel bull nose
- Splashback and hob sides 1.2mm 304 stainless steel
- Front panels and oven sides 0.9mm 304 stainless steel
- Full 0.9mm stainless steel storage cabinet on RH side
- 150mm legs in 63mm dia. heavy-duty 1.2mm 304 stainless steel with adjustable feet

COOKTOP

- Cast iron 28MJ/hr open burners with forged brass cap
- Vitreous enamelled cast iron potstands
- Vitreous enamelled open burner spill covers
- Cast iron simmer plates (optional extra)
- 12mm thick mild steel griddle plates
- 2.5mm 304 stainless steel griddle splash guards
- Vitreous enamelled spill trays
- Aluminised steel internal construction

Griddle sections are standard on RH side. Available on LH side or centre to order or by conversion.

OVEN

- Fully welded and vitreous enamelled oven liner
- GN 2x1 capacity with 4 position racking
- Heavy-duty easy remove heavy wire chrome rack supports
- Cast iron even heat oven sole plate
- 6.5kW heating elements
- 100W heavy-duty motor
- 200mm diameter heavy-duty circulation fan
- Welded frame drop down door with heavy-duty spring hinge system
- 0.9mm 304 stainless steel door outer
- 1.0mm press formed vitreous enamelled door inner
- High density fibreglass insulated
- Stay cool stainless steel door handle with cast metal handle mounts
- Supplied with two chrome wire oven racks

- Heavy-duty construction
- 28 MJ/hr open burners
- Flame failure standard
- Pilot burners optional
- 300mm, 600mm, and 900mm griddle plate options
- Optional simmer plates
- GN 2/1 6.6kW electric convection oven
- Drop down door
- Storage cabinet on RH side
- Stainless steel exterior
- Easy clean
- Easy service
- Fully modular
- Low back models (RNL) available

Controls

- Large easy use control knob - heat resistant reinforced
- Easy view control settings on knob

COOKTOP

- Variable high to low controls to open burners
- Open burners flame failure standard with pilot burners optional
- Variable high to low controls to griddles
- Griddles standard with pilot, flame failure and piezo ignition

OVEN

- 50-320°C thermostatic control
- Indicator lights for power and heating

Cleaning and Servicing

- All models with easy clean stainless steel external finish
- Lift off burners heads and vitreous enamelled burner spill covers
- Vitreous enamelled spill trays under open burner and griddle sections
- Removable oven racking and sole plate
- Easy clean vitreous enamel oven and door inner
- Door hinge spring adjustable on unit (door outer removed)
- Door disengages for lift off removal and increased service access
- All parts front accessible from installed position
- Access to all parts from front of unit

Technical data sheet for GAS RANGE ELECTRIC CONVECTION OVEN 1200mm



Specifications

Burners

Open Burners 28MJ/hr dual flame ring with simmer rate
Griddle Burners 20MJ/hr per 300mm section

Oven Elements

4.5kW bottom heat element
2.0kW top heat element

Gas power

RN8810GEC 224 MJ/hr, 62.2kW
RN8813GEC 188 MJ/hr, 52.2kW
RN8816GEC 152 MJ/hr, 42.2kW
RN8819GEC 116 MJ/hr, 32.2kW

Oven Fan Motor

100W

Electrical requirements

6.6kW

1 phase connection:

230-240Vac, 50/60hz, 1P+N+E, 27.7A

3 phase connection:

400-415Vac, 50/60hz, 3P+N+E

L1 9.4A

L2 9.4A

L3 9.0A

Griddle Plate

300mm Griddle cooking surface
292mm x 475mm, 1387cm²

600mm Griddle cooking surface
592mm x 475mm, 2812cm²

900mm Griddle cooking surface
892mm x 475mm, 4237cm²

Oven Dimensions

Width 665mm

Depth 590mm

Height 385mm

Rack size 660mm x 540mm

Rack positions 4

Gas connection

R 3/4 (BSP) male

130mm from RH side, 32mm from rear,
and 655mm from floor

All units supplied with Natural and LP gas
regulator

Electrical connection

369mm from RH side, 484mm from rear,
and 150mm from floor

DIMENSIONS

Width 1200mm

Depth 805mm

Height 915mm

Incl. splashback 1130mm

Incl. low back 970mm

PACKING DATA

1.36m³, 300kg (220kg nett)

Width 1245mm

Depth 870mm

Height 1255mm

GAS TYPES

Available in Natural gas and LP gas

Please specify when ordering

Units supplied complete with gas type
conversion kits

Other gas types on request

OPTIONS AT EXTRA COST

Simmer plates (replaces Potstand)

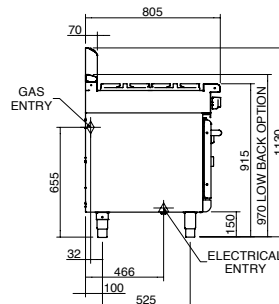
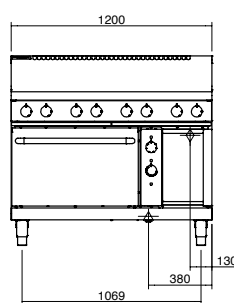
Ribbed griddle plates

Joining caps

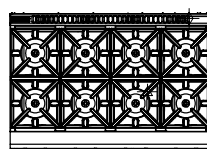
Castors

Plinth mounting

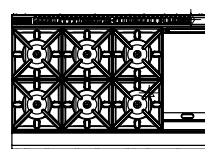
RN8810GEC



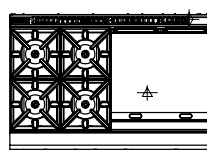
RN8810GEC



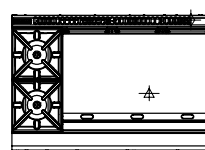
RN8813GEC



RN8816GEC



RN8819GEC



Australia
www.moffat.com.au
New Zealand
www.moffat.co.nz

Australia
Moffat Pty Limited

Victoria/Tasmania
740 Springvale Road
Mulgrave, Victoria 3170
Telephone 03-9518 3888
Facsimile 03-9518 3833
vsales@moffat.com.au

New South Wales
Telephone 02-8833 4111
nswsales@moffat.com.au

South Australia
Telephone 03-9518 3888
vsales@moffat.com.au

Queensland
Telephone 07-3630 8600
qldsales@moffat.com.au

Western Australia
Telephone 08-9202 6820
bgarcia@moffat.com.au

New Zealand
Moffat Limited

Christchurch
Telephone 03-389 1007
sales@moffat.co.nz

Auckland
Telephone 09-574 3150
sales@moffat.co.nz



Designed and manufactured by



ISO9001
All Waldorf products are designed and
manufactured by Moffat using the
internationally recognised ISO9001 quality
management system, covering design,
manufacture and final inspection, ensuring
consistent high quality at all times.



In line with policy to continually develop and
improve its products, Moffat Limited reserves
the right to change specifications and design
without notice.

Printed in New Zealand
© Copyright Moffat Limited
Moffat/BH/6864

