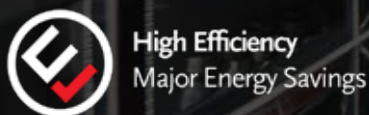
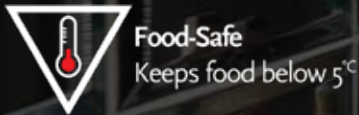
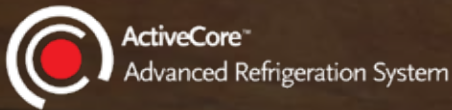


# ActiveCore Series

---

## General Display



Maximum Performance, Minimum Energy



**Full Warranty**  
ActiveCore Series



# 5 Year Warranty

ActiveCore™ Series



Full Warranty  
ActiveCore Series

## ActiveCore™

Our most reliable fridge series ever!

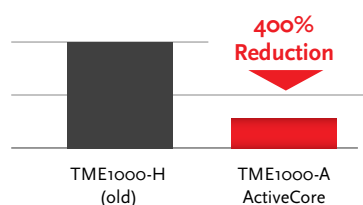
That's why we now provide a 5 year full warranty on every model.

## Advantages to your Business

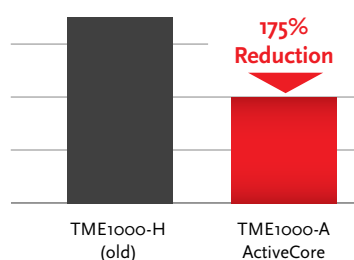
- 1 A more reliable system
- 2 Minimise your customer disruption
- 3 Exceptional whole of life value from your fridge
- 4 Peace of mind with a 5 year full warranty protection

## ActiveCore™ vs previous model

Warranty - % of sales 2016



Warranty - Cost/call 2016



# SKOPE Finance

Depend on us for flexible finance.



Our two hire purchase finance options help you sell more SKOPE with less hassle. Help your customers stay ahead with the latest SKOPE refrigeration & extend their warranty protection.

## Two Finance Options

|   | SKOPE Cashflow Boost | SKOPE Flexi Term |
|---|----------------------|------------------|
| Extended warranty protection for the agreement duration                           | ✓                    | ✓                |
| No repayments & interest free for the first 12 months                             | ✓                    | ⊖                |
| Fixed term (5 years)  | ✓                    | ⊖                |
| Flexible term (1-5 years)   | ⊖                    | ✓                |
| Handback option at 12 months - you can return the equipment                       | ⊖                    | ✓                |
| Includes annual on-site preventative maintenance check for the agreement duration | ⊖                    | ✓                |
| Based on SKOPE RRP  | ✓                    | ⊖                |
| Based on the dealers negotiated price   | ⊖                    | ✓                |
| Own the product at the end of your term   | ✓                    | ✓                |



### Quick & Easy Application

Online - application form  
[www.skope.com/finance](http://www.skope.com/finance)

Phone - speak to a Finance team member  
NZ 0800 947 5673 (opt. 4)  
AUS 1800 121 535 (opt. 4)



### Fast Credit Approvals

1 hour - contracts up to \$10,000  
Same Day - contracts over \$10,000

Both SKOPE Finance options require a deposit; 10% for Australia, 15% for New Zealand. Hire Purchase leases are subject to terms and conditions contained in the SKOPE Finance Hire Purchase agreement. A copy of the agreement can be obtained from SKOPE Finance.  
\* ActiveCore Series - Full 5 Year Warranty Applies.

# SKOPE ActiveCore™ Technology

## Maximum Performance, Minimum Energy

SKOPE's ActiveCore cartridge is a revolution in refrigeration technology. By delivering market leading energy savings, optimal cooling performance, greater serviceability & a future-proofed system, our sophisticated ActiveCore technology will be meeting our clients' needs for years to come.

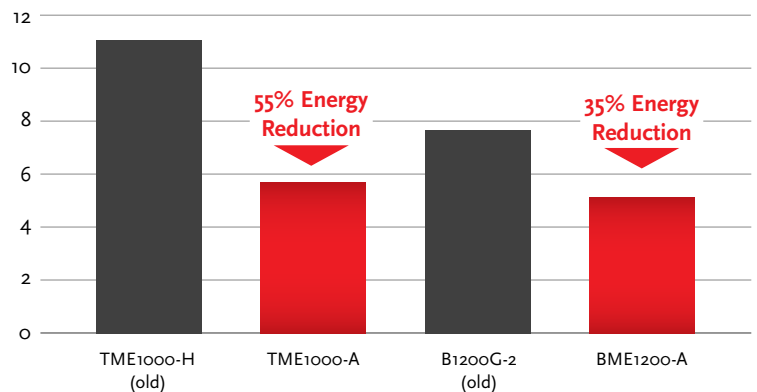


### The ActiveCore™ Advantages

- ✔ Ultimate performance & low energy
- ✔ Long-life technology & reliability
- ✔ Interchangeable cooling system
- ✔ Easy to service & future proofed
- ✔ Full 5 year warranty

### Significant Energy Savings

Power Consumption kWh/24h



\* Based on 30 cents per kW. TME calculated using 4.65 kWh/24h(TEC) with sign panel, BME calculated using 4.55 kWh/24h(TEC)







## Outstanding Cabinet Benefits

- 1 Market leading energy efficiency
- 2 Exceptionally easy to service
- 3 Energy efficient glass & condensation protection
- 4 New modern aesthetic with bright internal lighting
- 5 EZI-CLIP: SKOPE patented easy to use shelf clip & strip
- 6 Incredibly quiet
- 7 Multi-purpose use – food, drinks & delicate products such as flowers & chocolates (MEPS category M1)
- 8 High ambient rated - up to 43°C

## ActiveCore™ Savings\*

**55% less**

than the TME1000-H,  
saving \$616 per year

**53% less**

than the B1100-2,  
saving \$559 per year

**51% less**

than the SK1000-3,  
saving \$531 per year

**35% less**

than the B1200G-2,  
saving \$266 per year

\* Savings calculated on 30c per kW,  
over previous comparable  
SKOPE models

# Multi-Purpose Refrigeration General Display & Storage

---

Fridges with ActiveCore technology reduce energy spend & widen the practical uses of the fridge – with an extensive range of options to choose from, a refrigeration solution can be created whatever the need.



# Model Options

| Features                            | TME-A            | BME-A               | SKT-A            | SKB-A               |
|-------------------------------------|------------------|---------------------|------------------|---------------------|
|                                     | <b>Top Mount</b> | <b>Bottom Mount</b> | <b>Top Mount</b> | <b>Bottom Mount</b> |
|                                     | TME650-A 1 door  | BME600-A 1 door     | SKT500 X* 1 door | SKB600-A 1 door     |
|                                     | TME1000-A 2 door | BME1200-A 2 door    | SKT650-A 1 door  | SKB900-A 2 door     |
|                                     | TME1500-A 3 door | BME1500-A 3 door    | SKT1000-A 2 door | SKB1200-A 2 door    |
|                                     |                  |                     | SKT1500-A 3 door | SKB1500-A 3 door    |
| <b>Colour</b>                       |                  |                     |                  |                     |
| White / White - Exterior / Interior | ●                | ●                   | ●                | ●                   |
| Black / Black - Exterior / Interior |                  | ■                   | ○                | ○                   |
| Black / White - Exterior / Interior |                  | ▲                   | ○                | ○                   |
| Stainless steel                     |                  |                     | ○                | ○                   |
| Selected Dulux Powdercoat colour    |                  |                     |                  |                     |
| <b>Door</b>                         |                  |                     |                  |                     |
| Glass (Double Low-E equivalent)     | ●                | ●                   | ●                | ●                   |
| Solid                               |                  |                     | ○                | ○                   |
| Tropical (heated glass)             |                  |                     | ○                | ○                   |
| Gen-3 Series look (Double Low-E)    |                  |                     | ○                |                     |
| <b>Locks</b>                        |                  |                     |                  |                     |
| Tab locks                           | ●                | ●                   | ●                | ●                   |
| Barrel door locks                   |                  |                     | ○                | ○                   |
| <b>Shelving</b>                     |                  |                     |                  |                     |
| Additional shelves                  | ○                | ○                   | ○                | ○                   |
| Gravity matting                     | ○ **             | ○ **                | ○                | ○                   |
| <b>Sign</b>                         |                  |                     |                  |                     |
| No sign                             |                  | ●                   |                  | ●                   |
| Sign panel                          | ●                |                     | ●                |                     |
| Lit sign                            | ○                | △                   | ○                | ○                   |
| <b>Internal lights</b>              |                  |                     |                  |                     |
| Side                                | ●                | ●                   | ●                | ●                   |
| Shelf                               |                  |                     | ○                | ○                   |
| <b>Remote unit</b>                  |                  |                     |                  |                     |
| Remote unit                         |                  |                     | ○                | ○                   |

● Standard ○ Option ■ BME1200-A only ▲ BME600-AC & BME1200-AC only (lit sign models) △ BME AC models only

\* Note: this model does not include ActiveCore cartridge

\*\* Conditional; requires shelving change (contact SKOPE)

# ActiveCore™ Series TME

## General Display

Upright fridges

Top mount design

Display and store food, drinks, and perishables, including flowers, chocolates, and wine.

Significantly reduce your refrigeration power bill and save money with ultra-energy efficient ActiveCore technology. These spacious fridges are cooler, quieter, and built to last for busy food service and commercial kitchens.



TME650-A & TME650-AC



TME1000-A & TME1000-AC



TME1500-A & TME1500-AC

Standard Finish: White only

Standard models: 1, 2 & 3 glass door





Best Suited to:



Restaurants / Cafés



Quick Service  
Restaurants



Clubs / Pubs / Bars



Hospitality Venues



Accommodation



Medical / Aged Care



Schools



Convenience Stores

# Quick Guide

## ActiveCore™ Series

### TME

|   |                 |
|---|-----------------|
| Premium build quality                           | ✓               |
| Display & store -<br>Food, drinks & perishables | ✓               |
| ActiveCore™ technology                          | ✓               |
| Market leading energy efficiency                | ✓               |
| SKOPE premium controller                        | ✓               |
| Solid & tropical door options                   | ⊖ See SKT range |
| Full colour options                             | ⊖ See SKT range |
| Remote available                                | ⊖ See SKT range |
| Customisable                                    | ⊖ See SKT range |

## Standard Features

|                                |   |
|--------------------------------|---|
| SKOPE premium controller       | Easy to use with<br>pre-programmed features             |
| ActiveCore™ cartridge system   | Maximum performance, minimal<br>energy & easy servicing |
| Premium energy efficient glass | Double Low-E equivalent                                 |
| Frameless glass door design    | Modern appealing look                                   |
| SKOPE patented EZI-CLIP        | Quick shelf set up & adjustment                         |
| Bright LED lighting            | Showcasing products inside                              |
| Door lock tabs                 | Extra security  |
| Sign panel                     | Branding opportunities                                  |
| Slotted back panel             | Chilled air directly onto products                      |
| Optimal airflow design         | Minimal internal temperature<br>variations              |
| Low noise fan system           | Quiet operation   |

## Benefits

## Options

- Lit sign (AC model)
- Extra shelf & slides/clips
- Gravity feed shelving

# ActiveCore™ Series BME

## General Display

Upright fridges

Bottom mount

Display and store food, drinks, and perishables, including flowers, chocolates, and wine.

Significantly reduce your refrigeration power bills and save money with ultra-energy efficient ActiveCore technology. These spacious fridges are cooler, quieter, and built to last for busy food service and commercial kitchens.



BME600-A & BME600-AC



BME1200-A & BME1200-AC



BME1500-A & BME1500-AC

Standard Finish: White only

Standard models: 1, 2 & 3 glass door



Best Suited to:



Restaurants / Cafés



Quick Service  
Restaurants



Clubs / Pubs / Bars



Hospitality Venues



Accommodation



Medical / Aged Care



Schools



Convenience Stores

# Quick Guide

## ActiveCore™ Series BME

|   |                 |
|---|-----------------|
| Premium build quality                           | ✓               |
| Display & store -<br>Food, drinks & perishables | ✓               |
| ActiveCore™ technology                          | ✓               |
| Market leading energy efficiency                | ✓               |
| SKOPE premium controller                        | ✓               |
| Solid & tropical door options                   | ⊖ See SKB range |
| Full colour options                             | ⊖ See SKB range |
| Remote available                                | ⊖ See SKB range |
| Customisable                                    | ⊖ See SKB range |

## Standard Features

|                                |   |
|--------------------------------|---|
| SKOPE premium controller       | Easy to use with<br>pre-programmed features             |
| ActiveCore™ cartridge system   | Maximum performance, minimal<br>energy & easy servicing |
| Premium energy efficient glass | Double Low-E equivalent                                 |
| Frameless glass door design    | Modern appealing look                                   |
| SKOPE patented EZI-CLIP        | Quick shelf set up & adjustment                         |
| Bright LED lighting            | Showcasing products inside                              |
| Door lock tabs                 | Extra security  |
| Sign panel                     | Branding opportunities                                  |
| Slotted back panel             | Chilled air directly onto products                      |
| Optimal airflow design         | Minimal internal temperature<br>variations              |
| Low noise fan system           | Quiet operation   |

## Benefits

## Options

|  |  |
|--|--|
| <ul style="list-style-type: none"> <li>• Lit sign (AC model)</li> <li>• Extra shelf &amp; slides/clips</li> <li>• Gravity feed shelving</li> </ul> |  |
|--|--|

# ActiveCore™ Series SKT

## General Display

Upright fridges

Top mount design

Display and store food, drinks, and perishables, including flowers, chocolates, and wine.

All the great benefits of ultra-energy efficient ActiveCore technology, combined with lots of options not available in the standard TME and BME ranges. Customise your fridges perfectly to your space and enjoy quieter, cooler, cheaper refrigeration.



SKT500-X\*

SKT650-A & SKT650-AC

SKT1000-A & SKT1000-AC

SKT1500-A & SKT1500-AC

Standard finishes: White, black, selected Dulux Powdercoat colour (exterior & interior colour combinations) & Stainless steel (exterior & interior)  
Standard models: 1, 2 & 3 glass door

\*Does not contain ActiveCore cartridge





Best Suited to:



Restaurants / Cafés



Quick Service Restaurants



Clubs / Pubs / Bars



Hospitality Venues



Accommodation



Medical / Aged Care



Schools



Convenience Stores

# Quick Guide

## ActiveCore™ Series SKT

|  |   |
|--|---|
| Premium build quality                        | ✓ |
| Display & store - Food, drinks & perishables | ✓ |
| ActiveCore™ technology                       | ✓ |
| Market leading energy efficiency             | ✓ |
| SKOPE premium controller                     | ✓ |
| Solid & tropical door options                | ✓ |
| Full colour options                          | ✓ |
| Remote available                             | ✓ |
| Customisable                                 | ✓ |

## Standard Features

|                                |  |
|--------------------------------|--|
| SKOPE premium controller       | Easy to use with pre-programmed features             |
| ActiveCore™ cartridge system   | Maximum performance, minimal energy & easy servicing |
| Premium energy efficient glass | Double Low-E equivalent                              |
| Frameless glass door design    | Modern appealing look                                |
| SKOPE patented EZI-CLIP        | Quick shelf set up & adjustment                      |
| Bright LED lighting            | Showcasing products inside                           |
| Door lock tabs                 | Extra security                                       |
| Sign panel                     | Branding opportunities                               |
| Slotted back panel             | Chilled air directly onto products                   |
| Optimal airflow design         | Minimal internal temperature variations              |
| Low noise fan system           | Quiet operation                                      |

## Benefits

## Options

|  |   |
|--|---|
| <ul style="list-style-type: none"> <li>Stainless steel finish</li> <li>Full powdercoat colour range</li> <li>Remote</li> <li>Tropical heated glass</li> <li>Solid door</li> <li>Gen-3 series look (double Low-E Argon)</li> <li>Barrel door locks</li> </ul> | <ul style="list-style-type: none"> <li>Lit sign (AC models)</li> <li>Extra shelf &amp; slides/clips</li> <li>Internal LED lighting (solid door)</li> <li>Gravity feed shelving</li> <li>Internal shelf lights</li> <li>Stainless steel punched shelves</li> </ul> |
|--|---|

# ActiveCore™ Series SKB

## General Display

Upright fridges

Bottom mount design

Display and store food, drinks, and perishables, including flowers, chocolates, and wine.

All the great benefits of ultra-energy efficient ActiveCore technology, combined with lots of options not available in the standard TME and BME ranges. Customise your fridges perfectly to your space and enjoy quieter, cooler, cheaper refrigeration.



SKB600-A & SKB600-AC

SKB900-A & SKB900-AC

SKB1200-A & SKB1200-AC

SKB1500-A & SKB1500-AC

Standard finishes: White, black, selected Dulux Powdercoat colour (exterior & interior colour combinations) & Stainless steel (exterior & interior)  
Standard models: 1, 2 & 3 glass door



Best Suited to:



Restaurants / Cafés



Quick Service  
Restaurants



Clubs / Pubs / Bars



Hospitality Venues



Accommodation



Medical / Aged Care



Schools



Convenience Stores

# Quick Guide

## ActiveCore™ Series SKB

|   |   |
|---|---|
| Premium build quality                           | ✓ |
| Display & store -<br>Food, drinks & perishables | ✓ |
| ActiveCore™ technology                          | ✓ |
| Market leading energy efficiency                | ✓ |
| SKOPE premium controller                        | ✓ |
| Solid & tropical door options                   | ✓ |
| Full colour options                             | ✓ |
| Remote available                                | ✓ |
| Customisable                                    | ✓ |

## Standard Features

|                                |   |
|--------------------------------|---|
| SKOPE premium controller       | Easy to use with<br>pre-programmed features             |
| ActiveCore™ cartridge system   | Maximum performance, minimal<br>energy & easy servicing |
| Premium energy efficient glass | Double Low-E equivalent                                 |
| Frameless glass door design    | Modern appealing look                                   |
| SKOPE patented EZI-CLIP        | Quick shelf set up & adjustment                         |
| Bright LED lighting            | Showcasing products inside                              |
| Door lock tabs                 | Extra security  |
| Sign panel                     | Branding opportunities                                  |
| Slotted back panel             | Chilled air directly onto products                      |
| Optimal airflow design         | Minimal internal temperature<br>variations              |
| Low noise fan system           | Quiet operation   |

## Benefits

## Options

|   |  |
|---|--|
| <ul style="list-style-type: none"><li>Stainless steel finish</li><li>Full powdercoat colour range</li><li>Remote</li><li>Tropical heated glass</li><li>Solid door</li><li>Barrel door locks</li></ul> | <ul style="list-style-type: none"><li>Lit sign (AC models)</li><li>Extra shelf &amp; slides/clips</li><li>Internal LED lighting (solid door)</li><li>Gravity feed shelving</li><li>Internal shelf lights</li><li>Stainless steel punched shelves</li></ul> |
|---|--|

## Head Office

---

**New Zealand**

SKOPE Industries Limited  
57 Princess Street  
PO Box 1091  
Christchurch 8140  
New Zealand  
International Tel: +64 (3) 983 3800

## Customer Services

---

**Australia**

Freephone: 1800 121 535  
Email: [skope@skope.com](mailto:skope@skope.com)

**New Zealand**

Freephone: 0800 947 5673  
Email: [skope@skope.com](mailto:skope@skope.com)

[www.skope.com](http://www.skope.com)