

FOOD  
SERVICE  
**PEGASUS  
SERIES**

SKOPE PREMIUM RANGE



The Gastronorm 1/1 series has a **front breathing system**, enabling them to be built flush against back & side walls to make the most of your valuable space.

Designed to be dependable, this series incorporates 1/1 standard Gastronorm tray and shelf width/depth dimensions and door locks as standard.

**Generic Specifications**

- Exterior: stainless steel (excluding galvanised steel top)
- Interior: stainless steel sides, rear ducting and coved floor
- Coved floors for easy cleaning
- 2 levels of non-tip, adjustable and removable tray slides and/or shelves w325 x d530mm per door
- Easy plug-in, 10 Amp power supply (230-240V, 50Hz)
- Heated cabinet fascia to eliminate condensation
- Easy to clean, ergonomic horizontal handles
- Solid, NSSC 180 stainless steel, self-closing and self-sealing doors
- Key locks on all doors
- Drawers can be locked independently of each other
- Interior long-life LED lighting activated by door opening
- Electronic controller with digital temperature display
- Front breathing system enables cabinets to be completely built in (not available as standard on Pegasus 2/1 Series)
- Refrigeration system protected from corrosion by an anti-corrosive blue coating treatment
- Fan-forced ducted air flow for even and consistent temperatures
- System overheat protection fitted
- Insulation: 60mm thick, high density cyclo-isopentane polyurethane foam (CFC, HCFC & HFC free)
- Mains isolation box fitted to simplify refrigeration unit isolation and servicing
- Replaceable, long-life magnetic door gaskets
- Flat bottom for easy plinth mounting or castor/leg option supplied at no extra charge when specified
- Optional 35mm stainless steel countertop with a 65mm square edged fascia
- Reduced countertop available on prep cabinets for placement under your counter

- HACCP function – as per standard CAREL feature set

**Integral System Specifications**

- Left-hand side mounted, removable SKOPE Cyclone™ refrigeration system as standard with right-hand option
- Plumbing free design

**Integral Chiller Specifications**

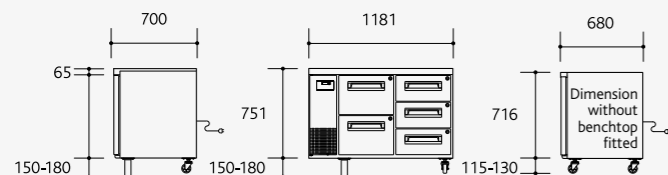
- R134a refrigerant (CFC & HCFC free)
- Chiller and chiller drawer product operating temperature adjustable from +1°C to +4°C up to 43°C ambient

**Integral Freezer and Preparation Cabinet Specifications**

- R404A refrigerant (CFC & HCFC free)
- Freezer product operating temperature adjustable from -18°C to -21°C up to 43°C ambient
- Preparation cabinet operating temperature adjustable from +1°C to +5°C for up to 4 hours in up to 30°C ambient with lids off
- Preparation cabinets are designed to meet NSF7 standards

**Remote System Specifications**

- Evaporator box and service compartment on left-hand side as standard with right-hand option
- Evaporator drain fitted (requires plumbing)
- Slimmer width, 150mm shorter than integral
- Thermostatic expansion valve fitted as standard (to suit R134a or R404A please specify when ordering)
- Pipework and drain exit inside service compartment at front of unit
- Mains flex exit at rear, 3-core flexible cord with plug
- See Remote Refrigeration System Specifications on page 112 for more information



Drawing Depicts: PG250HCr-2 with optional drawers and mounting options (available as a customised product on Pegasus 2/1 series). Countertop height 35mm. Countertop fascia height 65mm. Adjustable, front-locking swivel castors (115-130 mm high) - total height 831-846mm without countertop. Adjustable legs (150-180mm high) - total height 866-896mm without countertop



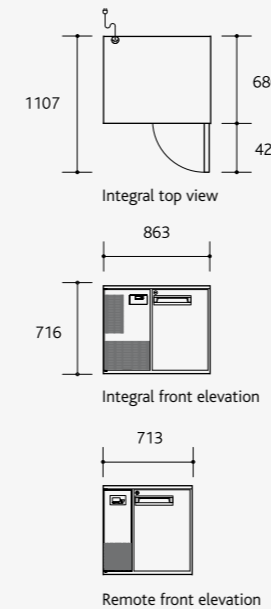
PG100HC-2 / PG100HF-2 - 1/1 GASTRONORM TRAYS

| Model      | Weight (kg) | Integral/Remote | Chiller/Freezer |
|------------|-------------|-----------------|-----------------|
| PG100HC-2  | 115         | Integral        | Chiller         |
| PG100HCr-2 | 100         | Remote          | Chiller         |
| PG100HF-2  | 130         | Integral        | Freezer         |
| PG100HFr-2 | 100         | Remote          | Freezer         |

|         | Integral External (mm) | Remote External (mm) | Internal (mm) | Gross Volume         | Total Shelf Area       | Floor Area       |
|---------|------------------------|----------------------|---------------|----------------------|------------------------|------------------|
| Height* | 716                    | 716                  | 570           | 110 litres (3.88ft³) | 0.31m² (excludes base) | 0.6m² (integral) |
| Width   | 863                    | 713                  | 365           |                      |                        | 0.5m² (remote)   |
| Depth   | 680                    | 680                  | 545           |                      |                        |                  |

- Chiller remote refrigeration duty 210 Watts at -5°C SST
- Freezer remote refrigeration duty 230 Watts at -30°C SST
- Photo depicts cabinet with optional countertop fitted



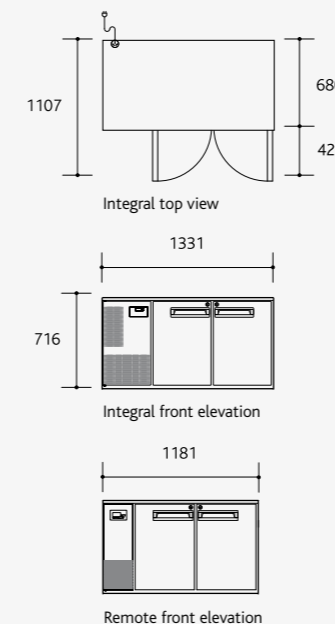
PG250HC-2 / PG250HF-2 - 1/1 GASTRONORM TRAYS

| Model      | Weight (kg) | Integral/Remote | Chiller/Freezer |
|------------|-------------|-----------------|-----------------|
| PG250HC-2  | 130         | Integral        | Chiller         |
| PG250HCr-2 | 115         | Remote          | Chiller         |
| PG250HF-2  | 145         | Integral        | Freezer         |
| PG250HFr-2 | 115         | Remote          | Freezer         |

|         | Integral External (mm) | Remote External (mm) | Internal (mm) | Gross Volume         | Total Shelf Area       | Floor Area        |
|---------|------------------------|----------------------|---------------|----------------------|------------------------|-------------------|
| Height* | 716                    | 716                  | 570           | 260 litres (9.18ft³) | 0.63m² (excludes base) | 0.93m² (integral) |
| Width   | 1331                   | 1181                 | 833           |                      |                        | 0.83m² (remote)   |
| Depth   | 680                    | 680                  | 545           |                      |                        |                   |

- Chiller remote refrigeration duty 360 Watts at -5°C SST
- Freezer remote refrigeration duty 385 Watts at -30°C SST
- Photo depicts cabinet with optional countertop fitted



\*Height excludes countertop and legs or adjustable castors

PG100HC-2 / PG100HF-2  
1 DOOR

PG250HC-2 / PG250HF-2  
2 DOOR



PG400HC-2 / PG400HF-2 - 1/1 GASTRONORM TRAYS

| Model      | Weight (kg) | Integral/Remote | Chiller/Freezer |
|------------|-------------|-----------------|-----------------|
| PG400HC-2  | 145         | Integral        | Chiller         |
| PG400HCr-2 | 130         | Remote          | Chiller         |
| PG400HF-2  | 160         | Integral        | Freezer         |
| PG400HFr-2 | 130         | Remote          | Freezer         |

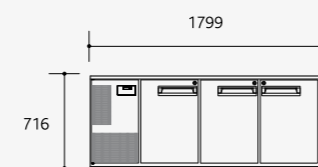
  

|         | Integral External (mm) | Remote External (mm) | Internal (mm) | Gross Volume                       |
|---------|------------------------|----------------------|---------------|------------------------------------|
| Height* | 716                    | 716                  | 570           | 410 litres (14.48ft <sup>3</sup> ) |
| Width   | 1799                   | 1649                 | 1301          | 0.94m <sup>2</sup> (excludes base) |
| Depth   | 680                    | 680                  | 545           | 1.26m <sup>2</sup> (integral)      |
|         |                        |                      |               | 1.15m <sup>2</sup> (remote)        |

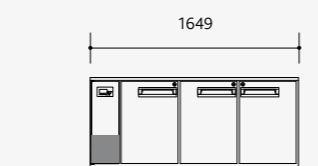
- Chiller remote refrigeration duty 485 Watts at -5°C SST
- Freezer remote refrigeration duty 550 Watts at -30°C SST
- Photo depicts cabinet with optional countertop fitted



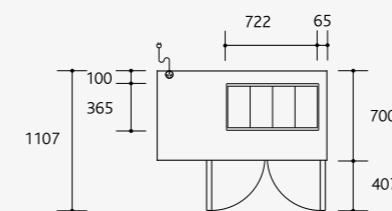
Integral top view



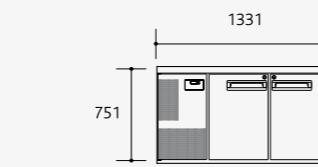
Integral front elevation



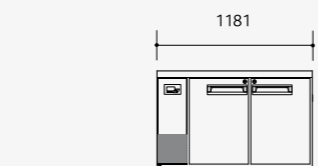
Remote front elevation



Integral top view



Integral front elevation



Remote front elevation



PG250Prep-2 - 1/1 GASTRONORM TRAYS

| Model        | Weight (kg) | Integral/Remote | Chiller/Freezer |
|--------------|-------------|-----------------|-----------------|
| PG250Prep-2  | 160         | Integral        | Chiller         |
| PG250Prepr-2 | 130         | Remote          | Chiller         |

|         | Integral External (mm) | Remote External (mm) | Internal (mm) | Gross Volume                       |
|---------|------------------------|----------------------|---------------|------------------------------------|
| Height* | 751                    | 751                  | 570           | 260 litres (9.18ft <sup>3</sup> )  |
| Width   | 1331                   | 1181                 | 833           | 0.63m <sup>2</sup> (excludes base) |
| Depth   | 700                    | 700                  | 545           | 0.93m <sup>2</sup> (integral)      |
|         |                        |                      |               | 0.83m <sup>2</sup> (remote)        |

- Worktop accepts 4 of 1/3 150mm deep pans or 8 of 1/6 150mm deep pans
- Supplied with 4 of 1/3 150mm deep pans
- Remote refrigeration duty 500 Watts at -15°C SST



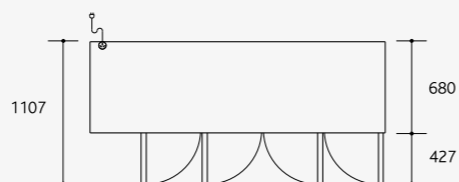
PG550HC-2 - 1/1 GASTRONORM TRAYS

| Model      | Weight (kg) | Integral/Remote | Chiller/Freezer |
|------------|-------------|-----------------|-----------------|
| PG550HC-2  | 160         | Integral        | Chiller         |
| PG550HCr-2 | 145         | Remote          | Chiller         |

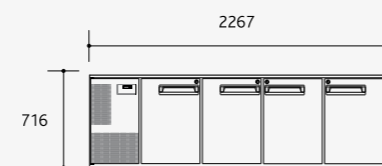
  

|         | Integral External (mm) | Remote External (mm) | Internal (mm) | Gross Volume                       |
|---------|------------------------|----------------------|---------------|------------------------------------|
| Height* | 716                    | 716                  | 570           | 560 litres (19.7ft <sup>3</sup> )  |
| Width   | 2267                   | 2117                 | 1769          | 1.25m <sup>2</sup> (excludes base) |
| Depth   | 680                    | 680                  | 545           | 1.59m <sup>2</sup> (integral)      |
|         |                        |                      |               | 1.48m <sup>2</sup> (remote)        |

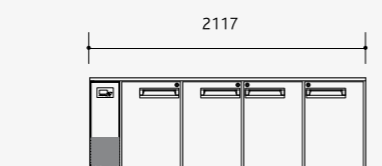
- Chiller remote refrigeration duty 630 Watts at -5°C SST
- Photo depicts cabinet with optional countertop fitted



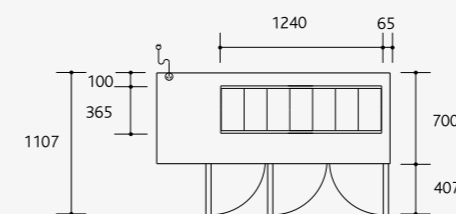
Integral top view



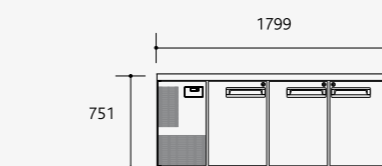
Integral front elevation



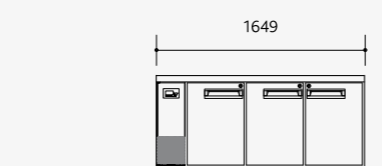
Remote front elevation



Integral top view



Integral front elevation



Remote front elevation



PG400Prep-2 - 1/1 GASTRONORM TRAYS

| Model        | Weight (kg) | Integral/Remote | Chiller/Freezer |
|--------------|-------------|-----------------|-----------------|
| PG400Prep-2  | 175         | Integral        | Chiller         |
| PG400Prepr-2 | 145         | Remote          | Chiller         |

|         | Integral External (mm) | Remote External (mm) | Internal (mm) | Gross Volume                       |
|---------|------------------------|----------------------|---------------|------------------------------------|
| Height* | 751                    | 751                  | 570           | 410 litres (14.48ft <sup>3</sup> ) |
| Width   | 1799                   | 1649                 | 1301          | 0.94m <sup>2</sup> (excludes base) |
| Depth   | 700                    | 700                  | 545           | 1.26m <sup>2</sup> (integral)      |
|         |                        |                      |               | 1.15m <sup>2</sup> (remote)        |

- Worktop accepts 7 of 1/3 150mm deep pans and 14 of 1/6 150mm deep pans
- Supplied with 7 of 1/3 150mm deep pans
- Remote refrigeration duty 980 Watts at -15°C SST

PG400HC-2 / PG400HF-2  
3 DOOR

PG250Prep-2  
2 DOOR

PG550HC-2  
4 DOOR

PG400Prep-2  
3 DOOR



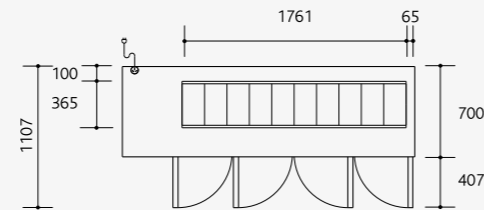
PG550Prep-2 - 1/1 GASTRONORM TRAYS

| Model        | Weight (kg) | Integral/Remote | Chiller/Freezer |
|--------------|-------------|-----------------|-----------------|
| PG550Prep-2  | 175         | Integral        | Chiller         |
| PG550Prepr-2 | 160         | Remote          | Chiller         |

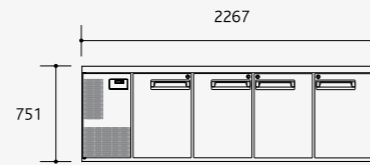
  

|         | Integral External (mm) | Remote External (mm) | Internal (mm) | Gross Volume                      | Total Shelf Area                   | Floor Area                    | Floor Area                  |
|---------|------------------------|----------------------|---------------|-----------------------------------|------------------------------------|-------------------------------|-----------------------------|
| Height* | 751                    | 751                  | 570           | 560 litres (19.7ft <sup>3</sup> ) | 1.25m <sup>2</sup> (excludes base) | 1.59m <sup>2</sup> (integral) | 1.48m <sup>2</sup> (remote) |
| Width   | 2267                   | 2117                 | 1769          |                                   |                                    |                               |                             |
| Depth   | 700                    | 700                  | 545           |                                   |                                    |                               |                             |

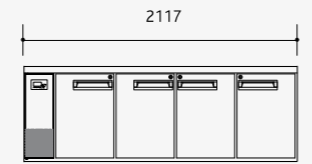
- Worktop accepts 10 of 1/3 150mm deep pans and 20 of 1/6 150mm deep pans
- Supplied with 10 of 1/3 150mm deep pans
- Remote refrigeration duty 1180 Watts at -15°C SST



Integral top view



Integral front elevation



Remote front elevation

Designed to be dependable, this series incorporates 2/1 standard Gastronorm tray and shelf width/depth dimensions and door locks as standard.

**Generic Specifications**

- Exterior: stainless steel (excluding galvanised steel top)
- Interior: stainless steel sides, rear ducting and coved floor
- Coved floors for easy cleaning
- Easy to clean, ergonomic horizontal handles
- Easy plug-in, 10 Amp power supply (230-240V, 50Hz)
- 2 shelves and adjustable tray slides w530 x d650mm per door as standard
- Solid, NSSC 180 stainless steel, self-closing and self-sealing doors
- Replaceable, long-life magnetic door gaskets
- Heated cabinet fascia to eliminate condensation
- Electronic controller with digital temperature display
- Key locks on all doors
- System overheat protection fitted
- Insulation: 60mm thick, high density cyclo-isopentane polyurethane foam (CFC, HCFC & HFC free)
- Refrigeration system protected from corrosion by an anti-corrosive blue coating treatment
- Fan-forced ducted air flow for even and consistent temperatures
- Adjustable legs and castors supplied as standard or optional plinth, please specify when ordering
- Optional 50mm square edged stainless steel countertop
- Reduced countertop available on prep cabinets for placement under your counter
- Interior lighting activated by door opening not available as standard
- Front breathing system enabling cabinets to be completely built in not available as standard

**Integral System Specifications**

- Left-hand side mounted, removable SKOPE Cyclone refrigeration system as standard with right-hand option
- Plumbing free design

**Integral Chiller Specifications**

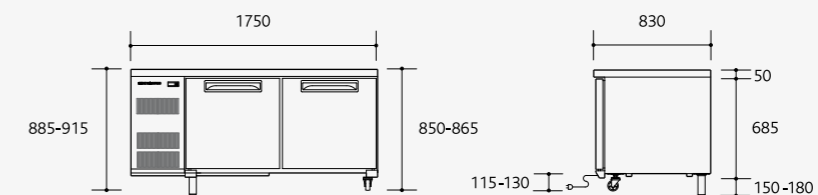
- R134a refrigerant (CFC & HCFC free)
- Integral chiller product operating temperature +1°C to +4°C up to 40°C ambient

**Integral Freezer, Pizza and Preparation Chiller Specifications**

- R404A refrigerant (CFC & HCFC free)
- Freezer product operating temperature -18°C to -21°C up to 40°C ambient
- Pizza and Preparation cabinet operating temperature adjustable from +1°C to +5°C for up to 4 hours in up to 30°C ambient with lids off

**Remote System Specifications**

- Evaporator box and service compartment on left-hand side as standard with right-hand option
- Evaporator drain fitted (requires plumbing)
- Thermostatic expansion valve fitted as standard (to suit R134a or R404A please specify when ordering)
- Pizza and Preparation R404A valve fitted as standard
- Pipework and drain exit inside service compartment at the front of the unit for easy access
- Mains flex exit through base, 3-core flexible cord with plug
- See Remote Refrigeration System Specifications on page 112 for more information



Drawing depicts: PG500HC with optional mounting heights  
 Optional 50mm countertop included in cabinet height – total height 735mm  
 Adjustable front locking swivel castors (115-130mm high) – total height 850-865mm without countertop  
 Adjustable legs (150-180mm high) – total height 885-915mm without countertop



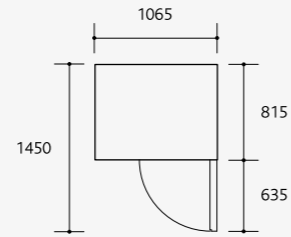
PG200HC / PG200HF - 2/1 GASTRONORM TRAYS

| Model    | Weight (kg) | Integral/Remote | Chiller/Freezer |
|----------|-------------|-----------------|-----------------|
| PG200HC  | 120         | Integral        | Chiller         |
| PG200HCr | 105         | Remote          | Chiller         |
| PG200HF  | 132         | Integral        | Freezer         |
| PG200HFr | 108         | Remote          | Freezer         |

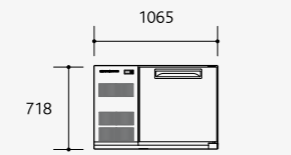
  

|         | Integral External (mm) | Remote External (mm) | Internal (mm) | Gross Volume                      | Total Shelf Area                    | Floor Area                    | Floor Area                  |
|---------|------------------------|----------------------|---------------|-----------------------------------|-------------------------------------|-------------------------------|-----------------------------|
| Height* | 718                    | 718                  | 565           | 210 litres (7.42ft <sup>3</sup> ) | 0.64m <sup>2</sup> (excludes floor) | 0.88m <sup>2</sup> (integral) | 0.88m <sup>2</sup> (remote) |
| Width   | 1065                   | 1065                 | 565           |                                   |                                     |                               |                             |
| Depth   | 815                    | 815                  | 650           |                                   |                                     |                               |                             |

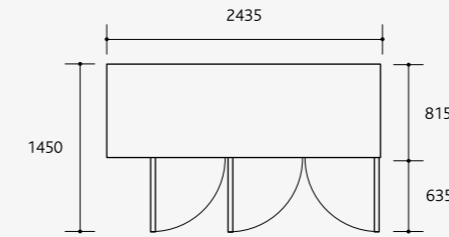
- Chiller remote refrigeration duty 310 Watts at -5°C SST
- Freezer remote refrigeration duty 320 Watts at -30°C SST
- Minimum 50mm clear ventilation space required at refrigeration unit end or behind cabinet
- Photo depicts cabinet with optional 25mm rounded countertop



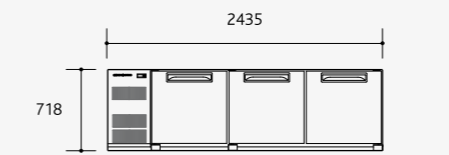
Integral/remot top view



Integral/remot front elevation



Integral/remot top view



Integral/remot front elevation



PG800HC / PG800HF - 2/1 GASTRONORM TRAYS

| Model    | Weight (kg) | Integral/Remote | Chiller/Freezer |
|----------|-------------|-----------------|-----------------|
| PG800HC  | 150         | Integral        | Chiller         |
| PG800HCr | 135         | Remote          | Chiller         |
| PG800HFr | 138         | Remote          | Freezer         |

|         | Integral External (mm) | Remote External (mm) | Internal (mm) | Gross Volume                      | Total Shelf Area                    | Floor Area                    | Floor Area                  |
|---------|------------------------|----------------------|---------------|-----------------------------------|-------------------------------------|-------------------------------|-----------------------------|
| Height* | 718                    | 718                  | 565           | 750 litres (26.5ft <sup>3</sup> ) | 1.91m <sup>2</sup> (excludes floor) | 2.02m <sup>2</sup> (integral) | 2.02m <sup>2</sup> (remote) |
| Width   | 2435                   | 2435                 | 1935          |                                   |                                     |                               |                             |
| Depth   | 815                    | 815                  | 650           |                                   |                                     |                               |                             |

- Chiller remote refrigeration duty 615 Watts at -5°C SST
- Freezer remote refrigeration duty 730 Watts at -30°C SST
- Minimum 50mm clear ventilation space required at refrigeration unit end or behind cabinet
- Photo depicts cabinet with optional 25mm rounded countertop



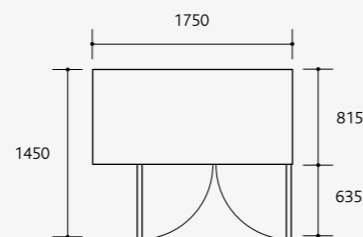
PG500HC / PG500HF - 2/1 GASTRONORM TRAYS

| Model    | Weight (kg) | Integral/Remote | Chiller/Freezer |
|----------|-------------|-----------------|-----------------|
| PG500HC  | 135         | Integral        | Chiller         |
| PG500HCr | 120         | Remote          | Chiller         |
| PG500HF  | 147         | Integral        | Freezer         |
| PG500HFr | 123         | Remote          | Freezer         |

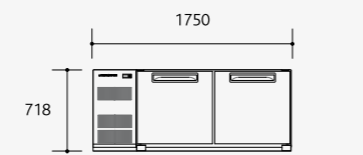
  

|         | Integral External (mm) | Remote External (mm) | Internal (mm) | Gross Volume                       | Total Shelf Area                    | Floor Area                    | Floor Area                  |
|---------|------------------------|----------------------|---------------|------------------------------------|-------------------------------------|-------------------------------|-----------------------------|
| Height* | 718                    | 718                  | 565           | 480 litres (16.95ft <sup>3</sup> ) | 1.27m <sup>2</sup> (excludes floor) | 1.45m <sup>2</sup> (integral) | 1.45m <sup>2</sup> (remote) |
| Width   | 1750                   | 1750                 | 1250          |                                    |                                     |                               |                             |
| Depth   | 815                    | 815                  | 650           |                                    |                                     |                               |                             |

- Chiller remote refrigeration duty 475 Watts at -5°C SST
- Freezer remote refrigeration duty 490 Watts at -30°C SST
- Minimum 50mm clear ventilation space required at refrigeration unit end or behind cabinet
- Photo depicts cabinet with optional 25mm rounded countertop



Integral/remot top view



Integral/remot front elevation



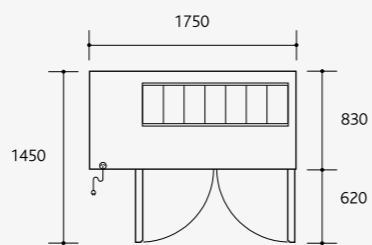
PG500Prep - 2/1 GASTRONORM TRAYS

| Model      | Weight (kg) | Integral/Remote | Chiller/Freezer |
|------------|-------------|-----------------|-----------------|
| PG500Prep  | 135         | Integral        | Chiller         |
| PG500Prepr | 135         | Remote          | Chiller         |

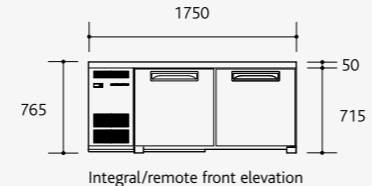
  

|         | Integral External (mm) | Remote External (mm) | Internal (mm) | Gross Volume          |                         |
|---------|------------------------|----------------------|---------------|-----------------------|-------------------------|
| Height* | 765                    | 765                  | 495           | 480 litres (16.95ft³) |                         |
| Width   | 1750                   | 1750                 | 1250          | Total Shelf Area      | 1.27m² (excludes floor) |
| Depth   | 830                    | 830                  | 650           | Floor Area            | 1.45m²                  |

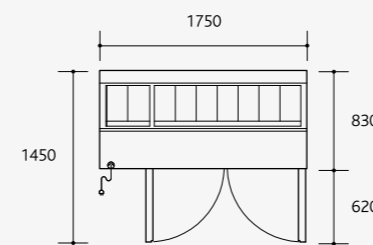
- Prep worktop supplied with 7 of 1/3 pans 65mm deep (optional with 14 of 1/6 pans 65mm deep – please specify when ordering)
- **Remote refrigeration duty 980 Watts at -15°C SST**
- Minimum 50mm clear ventilation space required at refrigeration unit end or behind cabinet



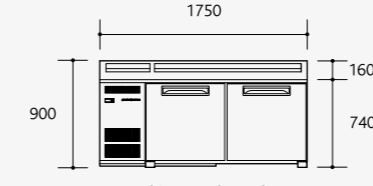
Integral/remote top view



Integral/remote front elevation



Integral/remote top view



Integral/remote front elevation



PG500Pizza - 2/1 GASTRONORM TRAYS

| Model       | Weight (kg) | Integral/Remote | Chiller/Freezer |
|-------------|-------------|-----------------|-----------------|
| PG500Pizza  | 150         | Integral        | Chiller         |
| PG500Pizzar | 135         | Remote          | Chiller         |

|         | Integral External (mm) | Remote External (mm) | Internal (mm) | Gross Volume          |                         |
|---------|------------------------|----------------------|---------------|-----------------------|-------------------------|
| Height* | 900                    | 900                  | 530           | 480 litres (16.95ft³) |                         |
| Width   | 1750                   | 1750                 | 1250          | Total Shelf Area      | 1.27m² (excludes floor) |
| Depth   | 830                    | 830                  | 650           | Floor Area            | 1.45m²                  |

- Supplied with 9 of 1/3 pans (2 ambient 65mm deep pans & 7 chilled 150mm deep pans)
- **Remote refrigeration duty 980 Watts at -15°C SST**
- Minimum 50mm clear ventilation space required at refrigeration unit end or behind cabinet



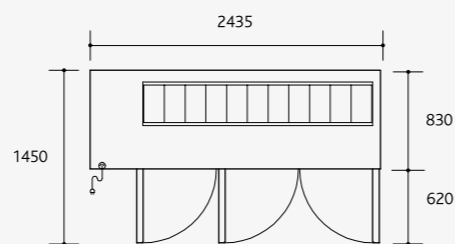
PG800Prep - 2/1 GASTRONORM TRAYS

| Model      | Weight (kg) | Integral/Remote | Chiller/Freezer |
|------------|-------------|-----------------|-----------------|
| PG800Prep  | 150         | Integral        | Chiller         |
| PG800Prepr | 150         | Remote          | Chiller         |

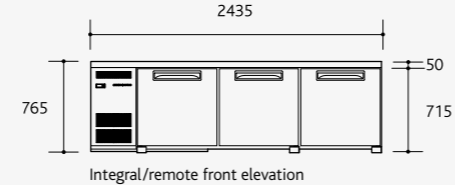
  

|         | Integral External (mm) | Remote External (mm) | Internal (mm) | Gross Volume         |                         |
|---------|------------------------|----------------------|---------------|----------------------|-------------------------|
| Height* | 765                    | 765                  | 495           | 750 litres (26.5ft³) |                         |
| Width   | 2435                   | 2435                 | 1935          | Total Shelf Area     | 1.91m² (excludes floor) |
| Depth   | 830                    | 830                  | 650           | Floor Area           | 2.02m²                  |

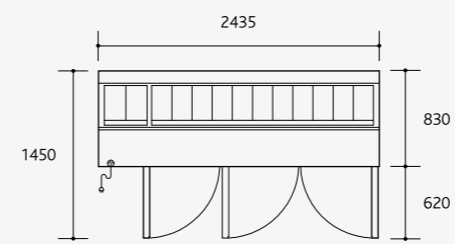
- Prep worktop supplied with 11 of 1/3 pans 65mm deep (optional with 22 of 1/6 pans 65mm deep – please specify when ordering)
- **Remote refrigeration duty 1180 Watts at -15°C SST**
- Minimum 50mm clear ventilation space required at refrigeration unit end or behind cabinet



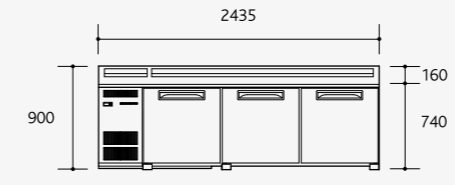
Integral/remote top view



Integral/remote front elevation



Integral/remote top view



Integral/remote front elevation



PG800Pizza - 2/1 GASTRONORM TRAYS

| Model       | Weight (kg) | Integral/Remote | Chiller/Freezer |
|-------------|-------------|-----------------|-----------------|
| PG800Pizza  | 165         | Integral        | Chiller         |
| PG800Pizzar | 150         | Remote          | Chiller         |

|         | Integral External (mm) | Remote External (mm) | Internal (mm) | Gross Volume         |                        |
|---------|------------------------|----------------------|---------------|----------------------|------------------------|
| Height* | 900                    | 900                  | 530           | 750 litres (26.5ft³) |                        |
| Width   | 2435                   | 2435                 | 1935          | Total Shelf Area     | 1.91m² (excludes base) |
| Depth   | 830                    | 830                  | 650           | Floor Area           | 2.02m²                 |

- Supplied with 13 of 1/3 pans (2 ambient 65mm deep pans & 11 chilled 150mm deep pans)
- **Remote refrigeration duty 1180 Watts at -15°C SST**
- Minimum 50mm clear ventilation space required at refrigeration unit end or behind cabinet

These chillers have been designed with a superior heat resistant countertop so hot cooking equipment can be safely placed on top.

- Reinforced rollers on the drawer slides enable the drawer to be pulled all the way out, so pans can be easily placed in
- Chiller operating temperature adjustable from +1°C to +4°C in 40°C ambient



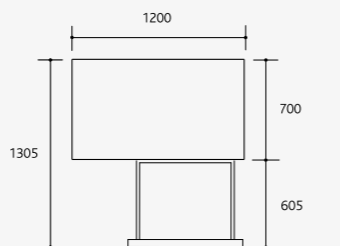
PGLL150 / PGLL150r - 1/1 & 2/1 GASTRONORM TRAYS

| Model    | Weight (kg) | Integral/Remote | Chiller/Freezer |
|----------|-------------|-----------------|-----------------|
| PGLL150  | 95          | Integral        | Chiller         |
| PGLL150r | 85          | Remote          | Chiller         |

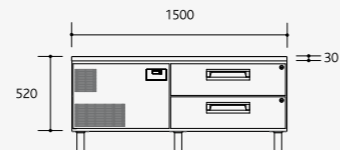
  

|         | Integral External (mm) | Remote External (mm) | Internal (mm) | Gross Volume                             |
|---------|------------------------|----------------------|---------------|--|
| Height* | 520                    | 520                  | 370           | 150 litres (5.3ft <sup>3</sup> )         |
| Width   | 1500                   | 1200                 | 700           | Total Shelf Area n/a                     |
| Depth   | 700                    | 700                  | 555           | Floor Area 1.05m <sup>2</sup> (integral) |
|         |                        |                      |               | Floor Area 0.84m <sup>2</sup> (remote)   |

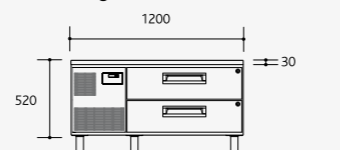
- Drawer w670mm x d550mm
- Remote refrigeration duty 300 Watts at -5°C SST



Remote top view



Integral front elevation



Remote front elevation



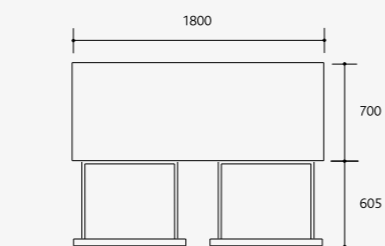
PGLL300r - 1/1 & 2/1 GASTRONORM TRAYS

| Model    | Weight (kg) | Integral/Remote | Chiller/Freezer |
|----------|-------------|-----------------|-----------------|
| PGLL300r | 115         | Remote          | Chiller         |

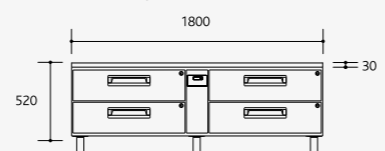
  

|         | Integral External (mm) | Remote External (mm) | Internal (mm) | Gross Volume                           |
|---------|------------------------|----------------------|---------------|--|
| Height* | -                      | 520                  | 370           | 300 litres (10.6ft <sup>3</sup> )      |
| Width   | -                      | 1800                 | 2 x 700       | Total Shelf Area n/a                   |
| Depth   | -                      | 700                  | 555           | Floor Area n/a                         |
|         |                        |                      |               | Floor Area 1.26m <sup>2</sup> (remote) |

- Drawer w670mm x d550mm
- Remote refrigeration duty 372 Watts at -5°C SST



Remote top view



Remote front elevation

Designed to be dependable, these upright chillers and freezers incorporate both 1/1 & 2/1 standard Gastronorm tray and shelf width/depth dimensions, enabling integration with other catering equipment.

**Generic Specifications**

- Exterior: stainless steel (excluding galvanised steel top)
- Interior: stainless steel sides, rear ducting and coved floor
- 5 levels of non-tip, adjustable and removable slides and/or shelves w530mm x d650mm as standard
- Interior designed to hold both 1/1 and 2/1 Gastronorm trays or dishes
- No external back airflow spacer required on chillers or freezers
- Refrigeration system protected from corrosion by an anti-corrosive blue coating treatment
- Easy to access refrigeration unit for easy service and maintenance
- Fan-forced ducted air flow for even and consistent product temperatures
- Fitted with adjustable, front-locking castors as standard
- Electronic controller with digital temperature display
- Solid, stainless steel, self-closing and self-sealing doors
- Key locks on all doors
- Interior long-life LED lighting activated by door opening
- Easy plug-in, 10 Amp power supply (230-240V, 50Hz)
- Easy to clean, ergonomic vertical handles
- Replaceable, long-life magnetic door gaskets
- Heated cabinet fascia to eliminate condensation
- Removable stainless steel side panels for ease of servicing
- Insulation: 60mm thick, high density cyclo-isopentane polyurethane foam (CFC, HCFC & HFC free)

**Integral Specifications**

- Removable SKOPE Cyclone™ refrigeration system fitted
- Plumbing free design

**Integral Chiller Specifications**

- R134a refrigerant (CFC & HCFC free)
- Integral chiller product operating temperature +1°C to +4°C up to 43°C ambient

**Integral Freezer Specifications**

- Operating temperature adjustable from -18°C to -21°C in 40°C ambient for solid door freezers without lights
- R404A refrigerant (CFC & HCFC free)
- System overheat protection fitted as standard

**Remote Specifications**

- Thermostatic expansion valve fitted as standard (to suit R134a or R404A please specify when ordering)
- Mains flex exit at rear, 3-core flexible cord with 10 Amp plug
- See Remote Refrigeration System specifications on page 112 for more information

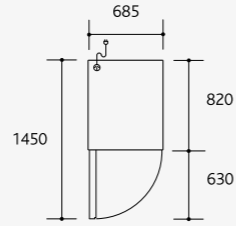


PG600VC / PG600VF - 1/1 & 2/1 GASTRONORM TRAYS

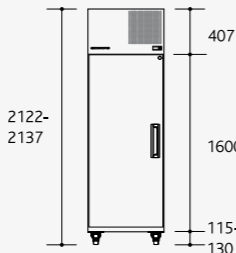
| Model    | Weight (kg) | Integral/Remote | Chiller/Freezer |
|----------|-------------|-----------------|-----------------|
| PG600VC  | 193         | Integral        | Chiller         |
| PG600VCr | 178         | Remote          | Chiller         |
| PG600VF  | 215         | Integral        | Freezer         |
| PG600VFr | 195         | Remote          | Freezer         |

|         | External (mm) | Internal (mm) | Gross Volume     | 586 litres (20.69ft³)   |
|---------|---------------|---------------|------------------|-------------------------|
| Height* | 2122-2137     | 1520          | Total Shelf Area | 1.593m² (excludes base) |
| Width   | 685           | 565           | Floor Area       | 0.56m² (integral)       |
| Depth   | 820           | 650           | Floor Area       | 0.56m² (remote)         |

- Chiller remote refrigeration duty 600 Watts at -5°C SST
- Freezer remote refrigeration duty 695 Watts at -30°C SST
- Minimum 200mm clear ventilation space required above cabinet top



Integral/remote top view



Integral/remote front elevation

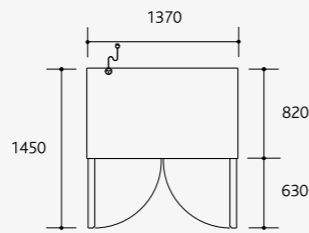


PG1300VC / PG1300VF - 1/1 & 2/1 GASTRONORM TRAYS

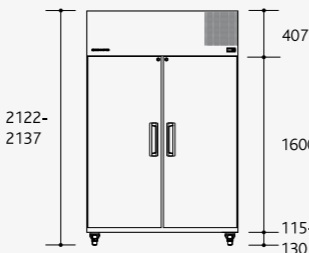
| Model     | Weight (kg) | Integral/Remote | Chiller/Freezer |
|-----------|-------------|-----------------|-----------------|
| PG1300VC  | 230         | Integral        | Chiller         |
| PG1300VCr | 210         | Remote          | Chiller         |
| PG1300VF  | 290         | Integral        | Freezer         |
| PG1300VFr | 260         | Remote          | Freezer         |

|         | External (mm) | Internal (mm) | Gross Volume     | 1298 litres (45.84ft³)  |
|---------|---------------|---------------|------------------|-------------------------|
| Height* | 2122-2137     | 1520          | Total Shelf Area | 3.185m² (excludes base) |
| Width   | 1370          | 1250          | Floor Area       | 1.11m² (integral)       |
| Depth   | 820           | 650           | Floor Area       | 1.11m² (remote)         |

- Chiller remote refrigeration duty 1000 Watts at -5°C SST
- Freezer remote refrigeration duty 1070 Watts at -30°C SST
- Minimum 200mm clear ventilation space required above cabinet top



Integral/remote top view



Integral/remote front elevation

PG600VC / PG600VF  
1 DOOR

PG1300VC / PG1300VF  
2 DOOR

\*Height includes adjustable castors

| PEGASUS UNDER COUNTER CHILLERS AND FREEZERS | AVAILABLE AS | R/H INTEGRAL OR REMOTE SYSTEM | S/S COUNTERTOP | 2 DRAWERS PER DOOR | 3 DRAWERS PER DOOR | EXTRA SHELF AND SLIDES | SOLENOID VALVE (REMOTES ONLY) | GLASSVIEWING DOOR PER DOOR | PLINTH | RACKS AND TRAYS (PPRIZZA ONLY) | INSULATED NIGHT LID |
|---|--------------|-------------------------------|----------------|--------------------|--------------------|------------------------|-------------------------------|----------------------------|--------|--------------------------------|---------------------|
| PG100HC-2                                   | chiller      | integral and remote           |                | n/a                | n/a                |                        |                               | n/a                        | n/a    | n/a                            | n/a                 |
| PG100HF-2                                   | freezer      | integral and remote           |                | n/a                | n/a                |                        |                               | n/a                        | n/a    | n/a                            | n/a                 |
| PG250HC-2                                   | chiller      | integral and remote           |                | n/a                | n/a                |                        |                               | n/a                        | n/a    | n/a                            | n/a                 |
| PG250HF-2                                   | freezer      | integral and remote           |                | n/a                | n/a                |                        |                               | n/a                        | n/a    | n/a                            | n/a                 |
| PG400HC-2                                   | chiller      | integral and remote           |                | n/a                | n/a                |                        |                               | n/a                        | n/a    | n/a                            | n/a                 |
| PG400HF-2                                   | freezer      | integral and remote           |                | n/a                | n/a                |                        |                               | n/a                        | n/a    | n/a                            | n/a                 |
| PG550HC-2                                   | chiller      | integral and remote           |                | n/a                | n/a                |                        |                               | n/a                        | NEC    | n/a                            | n/a                 |
| PG550HF-2                                   | freezer      | integral and remote           |                | n/a                | n/a                |                        |                               | n/a                        | NEC    | n/a                            | n/a                 |
| PG200HC                                     | chiller      | integral and remote           |                | n/a                | n/a                |                        |                               | n/a                        | NEC    | n/a                            | n/a                 |
| PG200HF                                     | freezer      | integral and remote           |                | n/a                | n/a                |                        |                               | n/a                        | NEC    | n/a                            | n/a                 |
| PG500HC                                     | chiller      | integral and remote           |                | n/a                | n/a                |                        |                               | n/a                        | NEC    | n/a                            | n/a                 |
| PG500HF                                     | freezer      | integral and remote           |                | n/a                | n/a                |                        |                               | n/a                        | NEC    | n/a                            | n/a                 |
| PG800HC                                     | chiller      | integral and remote           |                | n/a                | n/a                |                        |                               | n/a                        | NEC    | n/a                            | n/a                 |
| PG800HF                                     | freezer      | remote only                   |                | n/a                | n/a                |                        |                               | n/a                        | NEC    | n/a                            | n/a                 |

PEGASUS HORIZONTAL PREPARATION CHILLERS

|             |         |                     |          |     |     |  |  |     |     |     |     |
|-------------|---------|---------------------|----------|-----|-----|--|--|-----|-----|-----|-----|
| PG250Prep-2 | chiller | integral and remote | standard | n/a | n/a |  |  | n/a | n/a | n/a | POA |
| PG400Prep-2 | chiller | integral and remote | standard | n/a | n/a |  |  | n/a | n/a | n/a | POA |
| PG550Prep-2 | chiller | integral and remote | standard | n/a | n/a |  |  | n/a | NEC | n/a | POA |
| PG800Prep   | chiller | integral and remote | standard | n/a | n/a |  |  | n/a | NEC | n/a | POA |

PEGASUS PIZZA CHILLERS

|            |         |                     |          |     |     |  |  |     |     |     |     |
|------------|---------|---------------------|----------|-----|-----|--|--|-----|-----|-----|-----|
| PG500Pizza | chiller | integral and remote | standard | n/a | n/a |  |  | n/a | NEC | n/a | POA |
| PG800Pizza | chiller | integral and remote | standard | n/a | n/a |  |  | n/a | NEC | n/a | POA |

PEGASUS LOWLINES

|         |         |                     |          |     |     |  |  |     |     |     |     |
|---------|---------|---------------------|----------|-----|-----|--|--|-----|-----|-----|-----|
| PGLL150 | chiller | integral and remote | standard | n/a | n/a |  |  | n/a | n/a | n/a | n/a |
| PGLL300 | chiller | remote only         | standard | n/a | n/a |  |  | n/a | n/a | n/a | n/a |

PEGASUS UPRIGHT CHILLERS AND FREEZERS

|          |         |                     |     |     |     |  |  |     |     |     |     |
|----------|---------|---------------------|-----|-----|-----|--|--|-----|-----|-----|-----|
| PG600VC  | chiller | integral and remote | n/a | n/a | n/a |  |  | n/a | n/a | n/a | n/a |
| PG600VF  | freezer | integral and remote | n/a | n/a | n/a |  |  | n/a | n/a | n/a | n/a |
| PG1300VC | chiller | integral and remote | n/a | n/a | n/a |  |  | n/a | n/a | n/a | n/a |
| PG1300VF | freezer | integral and remote | n/a | n/a | n/a |  |  | n/a | n/a | n/a | n/a |

NOTE: All Pegasus products are in stainless steel. All prices are in \$NZ and exclude GST. NEC - no extra charge, n/a - not applicable, POA - price on application.