

## IM0113SSC | Self-Contained 115kg Solid Cube Ice Machine

Ice Machines

**IM0113SS**

**SELF-CONTAINED  
115KG SOLID  
CUBE ICE  
MACHINE**

Stainless steel  
internal and external  
construction for  
corrosion resistance  
and simple cleaning

Retractable door  
minimises protrusion  
in tight spaces

Crystal-clear cubes offer  
sterile cooling in a range  
of applications



Cooling moves air through  
vents to reduce horizontal  
or vertical ventilation  
clearance

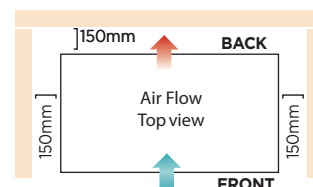
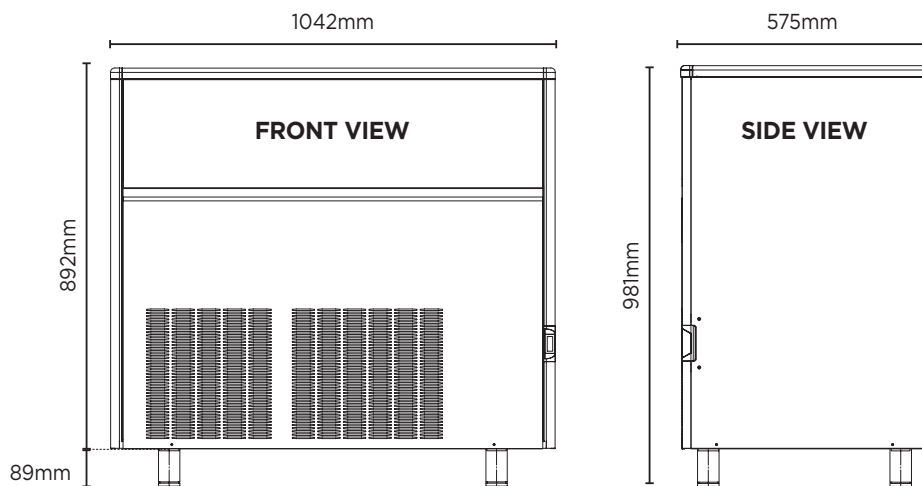
Agion®-treated  
materials maintain  
hygiene with  
antimicrobial  
technology

Highly-reliable, Italian-made  
machine



## IM0113SSC | Self-Contained 115kg Solid Cube Ice Machine

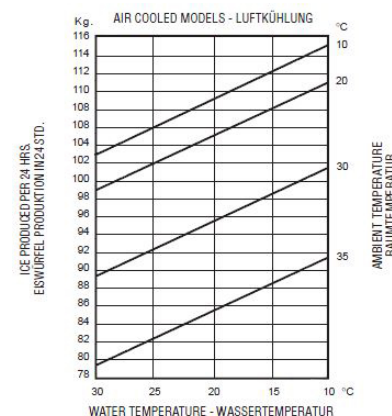
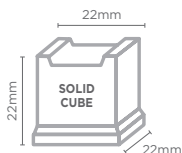
### Ice Machines



#### Ice Dimensions



Solid Cube Ice



### SPECIFICATIONS

<b>Model</b>	IM0113SSC
<b>Part Number</b>	3935123
<b>Legs (mm)</b>	89
<b>Maximum Daily Production</b>	115kg
<b>Storage Bin Capacity</b>	50kg
<b>Power Input</b>	1750W
<b>Energy Consumption</b>	24Kwh / 24hrs
<b>Water Consumption</b>	20.8L/h
<b>Net Weight</b>	97kg
<b>Packaged Dimensions</b>	1100 x 640 x 1080 mm
<b>Refrigerant</b>	R404a
<b>Plug Supplied</b>	Yes, 1 x 10A
<b>Self-Contained Machine</b>	Yes
<b>Storage Bin Compatibility</b>	N/A
<b>Maximum Ambient Temp.</b>	40°C
<b>Type of Ice Produced</b>	Solid
<b>Weight of Ice</b>	20g
<b>Colour</b>	Stainless Steel
<b>Warranty</b>	3 Years Parts, 1 Year Labour
<b>Warranty Service</b>	Bromic Extra Care

\* External height excludes feet

\* Production is based on kg/24hr at 10°C air & 10°C water

### DIMENSIONS

External (mm)	
<b>Width</b>	1042
<b>Depth</b>	575
<b>Height</b>	892

BROMIC PTY Ltd reserve the right to alter specifications without notice.