



# Smartwash

# Professional

# Warewasher

**SW900V**

Professional Pass-through Warewasher



# Smartwash

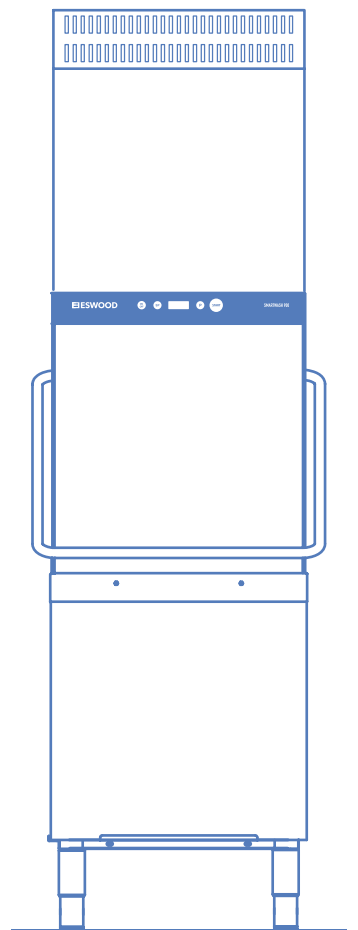
## Pass-through Warewasher

The New Smartwash Range of Pass-through warewashers are the first attractive, intelligent, one touch warewashing system in Australia that offers incredibly sustainable results in water and energy consumption.

This professional warewasher offers the first one touch control panel with digital wash and rinse temperature displays for easy HACCP recording for accurate food safety reporting.

These machines are sleek and compact because we know space is of the essence and presentation is key.

Independently certified for ventless/hoodless installation (SEED).  
The heat recovery system recycles energy by the steam generated in the dishwasher, saving energy in every cycle.




[middleby.com.au](https://middleby.com.au)

211-217 Woodpark Road SMITHFIELD NSW 2164

T: 1800 013 123

E: [sales@middleby.com.au](mailto:sales@middleby.com.au)



---

Water saving - uses only 1.8 litres per cycle

---

User friendly ONE TOUCH control panel with digital wash and rinse temperature displays for easy HACCP recording

---

Four wash cycles of 60, 90 & 180 seconds + special (time variable wash cycle chosen by operator – time limit 12 min)

---

Built-in detergent and rinse aid pump fitted as standard

---

---

Huge 465 mm opening for large items e.g. Pots

---

Insulated eco hood for energy saving and noise reduction saves up to 0.5 kW per hour

---

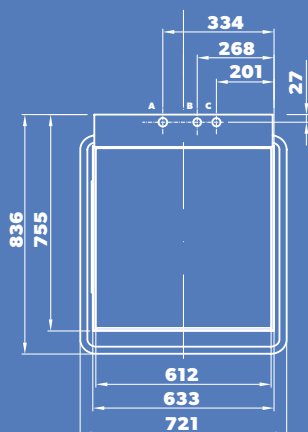
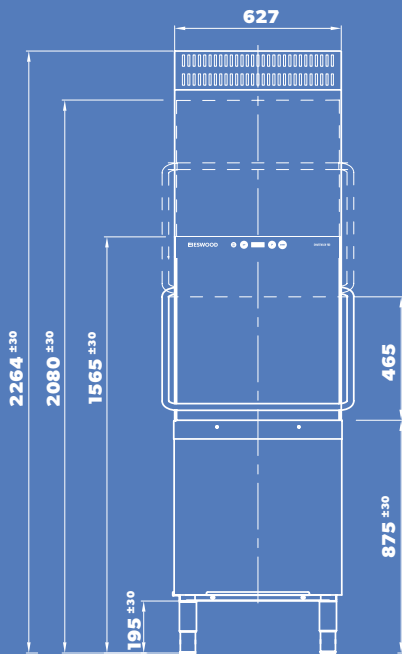
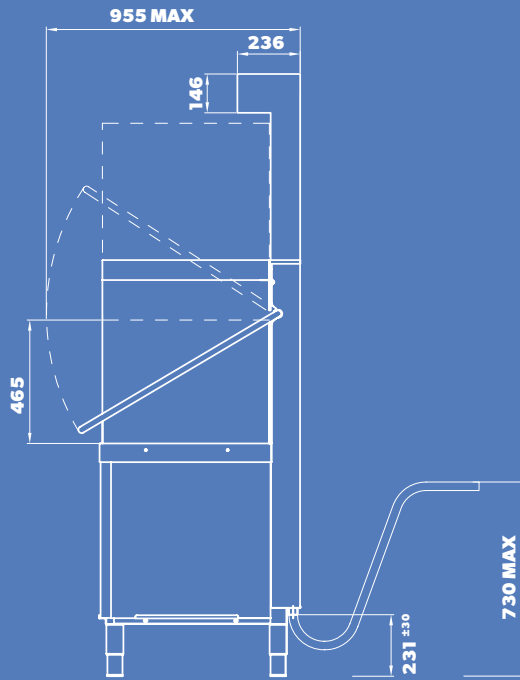
Independently certified for ventless/hoodless installation (SEED)

---

Self cleaning cycle

---

- A. Drain Connection 32mm ID Hose
- B. Water Connection 3/4" x 1.5 Braided Hose
- C. Electrical Connection 3 phase (415V/50Hz/3ph+N+E)



# SW900V

## Profesional Pass-through Warewasher

### SW900V Specifications

<b>DISHWASHER DIMENSIONS (WXDXH)</b>	633 x 755 x 1565 mm
<b>HEAT RECOVERY UNIT DIMENSIONS (WXDXH)</b>	633 x 755 x 700 mm
<b>HOOD CONSTRUCTION</b>	Double-skinned
<b>HOOD OPENING</b>	465 mm
<b>HOOD LIFT SYSTEM</b>	ProGlide (3 kg)
<b>HOOD LIFT HANDLE</b>	All-around
<b>WASH CHAMBER</b>	TotalClean – Pipe Free
<b>RACK STAND CONSTRUCTION</b>	S/S wire hinged
<b>TANK VOLUME</b>	22 litres
<b>TANK CONSTRUCTION</b>	Deep drawn
<b>TANK HEATING ELEMENT</b>	2,5 kW
<b>WASH PUMP TYPE</b>	Double flow
<b>WASH PUMP POWER</b>	700 W
<b>RINSE SYSTEM</b>	SmartRinse
<b>RINSE BOOSTER PUMP</b>	Fitted
<b>SELF DIAGNOSTIC SYSTEM</b>	Fitted
<b>BOILER HEATING ELEMENT</b>	7 kW
<b>FRESH WATER CONSUMPTION</b>	1.8 lt/rack
<b>DRAIN SYSTEM</b>	SmartDrain (deep drain)
<b>DRAIN PUMP</b>	Fitted
<b>DOSING SYSTEM</b>	ProDose electr. Controlled
<b>DETERGENT &amp; RINSE AID PUMP</b>	Fitted
<b>TOTAL ELECTRIC LOAD AT 415V (3PH+N+E)</b>	10,2 kW
<b>WASH CYCLES</b>	60, 90, 180 sec + special
<b>SELF CLEANING CYCLE</b>	YES
<b>WATERMARK APPROVAL</b>	WMKT25317
<b>HACCP APPROVAL</b>	PE-388-GE-09

Dimensions may change without notice in accordance with product development and design

Proudly Distributed By

**middleby.com.au**

211-217 Woodpark Road SMITHFIELD NSW 2164

T: 1800 013 123

E: sales@middleby.com.au