


# PREMIUM GLASS DOOR MULTIDECK DISPLAY FRIDGE DC-B RANGE

DC-125B/DC-187B/DC-250B



## KEY FEATURES



### PANORAMA GLASS DISPLAY

Offers full product visibility from front and sides to enhance presentation and customer appeal. Comes with five adjustable shelves angles (0°/7°/14°) to suit various product types.



### ENERGY EFFICIENT SYSTEM

Combines EC fans and R290 gas to reduce power usage and costs. LOW-E glass and self-closing doors enhance cold air retention and insulation.



### MULTIPLEX-READY DESIGN

Includes connection kits to join multiple units for continuous supermarket-style runs.



### PULL-OUT CONDENSER UNIT

Fan forced cooling with digital control and slide-out compressor for simple maintenance access.

## DETAILS

The DC-B Range offers high-visibility refrigerated storage for dairies, packaged goods, beverages, and fresh products – perfect for convenience stores, petrol stations, compact supermarkets, grocery stores, and liquor stores. Panoramic glass sides and doors maximise product display while maintaining consistent, food-safe temperatures across multiple shelf levels.

Designed for modern commercial refrigeration, the unit features a double-glazed, tempered Low-E glass self-closing door for outstanding thermal performance, safety, and user comfort-all in a sleek, contemporary design.



# DC-B RANGE

PREMIUM GLASS DOOR  
MULTIDECK DISPLAY FRIDGE

## FEATURES

### LED SHELF LIGHTING

Bright, efficient lighting enhances product visibility and appeal.

### DOUBLE-GLAZED LOW-E SWING DOORS

Reduces heat transfer while allowing easy customer access.

### EC COOLING FANS

Quiet, energy-saving fans ensure consistent airflow throughout.

### R290 NATURAL REFRIGERANT


Eco-friendly gas with excellent cooling performance and low GWP.

### DIGITAL TEMP DISPLAY

Easy-to-use controller with clear temperature readout and adjustment.  
( Standard -1°C to 5°C )

### ADJUSTABLE SHELVING

Multiple levels for flexible product arrangement and display, angles ( 0°, 7°, 14° ).




Panorama  
Low-E Glass

Adjustable LED Shelf,  
Angles ( 0°, 7°, 14° )

Multiplex-Ready Design—  
Removable Side Panels

Compact Base





# DC-B RANGE

## PREMIUM GLASS DOOR MULTIDECK DISPLAY FRIDGE

### CAPACITY

Each unit in the DC-B Series is designed to handle serious volume – comfortably fitting between 800 to over 1,600 standard 375ml cans, depending on the model. That means less restocking, more product on display, and higher potential for sales per square metre.

Whether you're showcasing soft drinks, energy cans, or pre-packaged beverages, this range delivers unbeatable capacity without compromising on temperature performance or visual appeal.

Product Code	Total Cans	Can Configuration	Total Net Capacity (L)
DC-125B	1,044 cans	18 across x 6 deep x 5 tiers + bottom 18x4	764
DC-187B	1,624 cans	28 across x 6 deep x 5 tiers + bottom 28x4	1147
DC-250B	2,160 cans	36 across x 6 deep x 5 tiers + bottom 36x4	1529



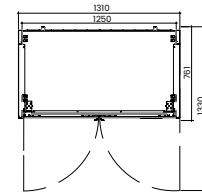
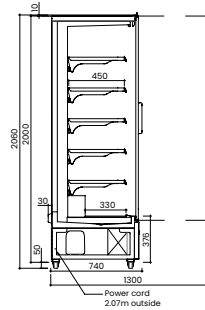
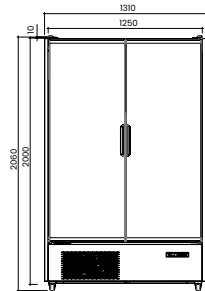
To ensure we continuously offer the best possible products, we reserve the right to modify specifications without any obligation for equipment previously or subsequently sold



# DC-B RANGE

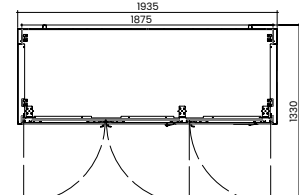
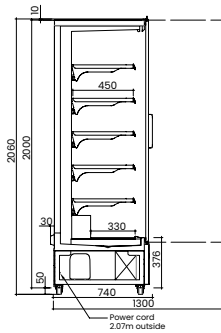
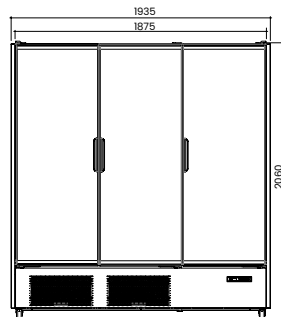
## PREMIUM GLASS DOOR MULTIDECK DISPLAY FRIDGE

DC-125B



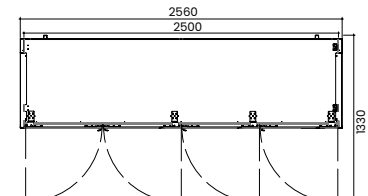
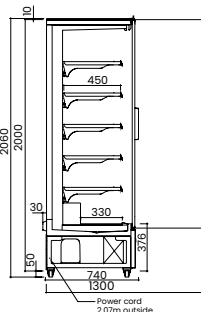
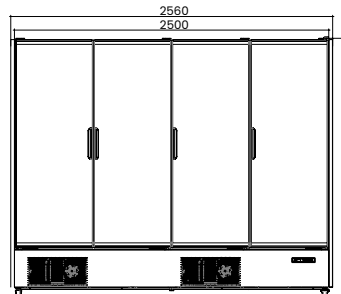

Front Side

DC-187B



Front Side

DC-250B



Front Side

Product Code	Dimensions (WxDxH mm)	Net Weight (kg)	Gross Capacity (L)	Net Capacity (L)	Temp Range (°C)	Max. ambient temp/RH%	Power (W/A)	Display area (m <sup>2</sup> )	GEMS Star Rating
--------------	-----------------------	-----------------	--------------------	------------------	-----------------	-----------------------	-------------	--------------------------------	------------------

### 2/Door, Double-glazed tempered glass with Low-E coating on the inner surface

DC-125B	1250+60(Two side panels)x740x2060	260	1292	764	-1 to +5°C	25°C60%	550/10	3.14	8(3M1)
---------	-----------------------------------	-----	------	-----	------------	---------	--------	------	--------

### 3/Door, Double-glazed tempered glass with Low-E coating on the inner surface

DC-187B	1875+60(Two side panels)x740x2060	370	1939	1147	-1 to +5°C	25°C60%	980/10	4.05	8(3M1)
---------	-----------------------------------	-----	------	------	------------	---------	--------	------	--------

### 4/Door, Double-glazed tempered glass with Low-E coating on the inner surface

DC-250B	2500+60(Two side panels)x740x2060	440	2585	1529	-1 to +5°C	25°C60%	1060/10	5	8(3M1)
---------	-----------------------------------	-----	------	------	------------	---------	---------	---	--------

To ensure we continuously offer the best possible products, we reserve the right to modify specifications without any obligation for equipment previously or subsequently sold






# DC-B SERIES

PREMIUM GLASS DOOR  
MULTIDECK DISPLAY FRIDGE

## PREMIUM GLASS DOOR MULTIDECK DISPLAY FRIDGE

### DC-B RANGE

DC-125B/DC-187B/DC-250B



**ENERGY RATING**  
THE MORE STARS  
THE MORE SAVINGS



IEC 60335



AUS Phone: 1300 659 409  
Email: [sales@foodequipment.com.au](mailto:sales@foodequipment.com.au)  
[www.foodequipment.com.au](http://www.foodequipment.com.au)



NZ Phone: 09 415 6470  
Email: [sales@fedproducts.co.nz](mailto:sales@fedproducts.co.nz)  
[www.fedproducts.co.nz](http://www.fedproducts.co.nz)