



THERMASTER LG SERIES

# The Benchmark in Beverage Refrigeration



**2 YEARS** PARTS & LABOUR PLUS **2 YEARS** PARTS ONLY WARRANTY  
WHEN PRODUCTS REGISTERED WITHIN 14 DAYS OF INVOICE

# Why Choose Thermaster?

Trusted across Australia's hospitality and retail industry, the Thermaster LG range delivers reliable performance, brilliant product visibility, and energy-efficient cooling.

Built for busy environments, each unit combines aesthetic presentation with durable commercial-grade components – making it the professional's choice for dependable beverage display, day after day.



#### Proven Reliability

Trusted by professionals nationwide.



#### Superior Visibility

LED lighting and clear glass doors.



#### Energy Efficient

Fast, even cooling with low power use.



#### Built to Last

Durable, commercial-grade design.



#### Easy Maintenance

Simple to clean and service.



  
thermaster

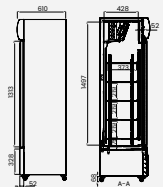
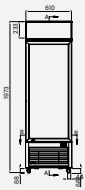
# THERMASTER UPRIGHT GLASS DOOR BEVERAGE FRIDGES

## FEATURES

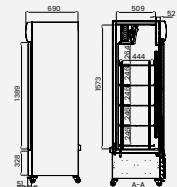
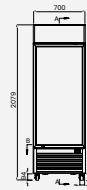
- Digital temp. control & read-out
- Forced air circulation
- Evaporative drainage
- Natural and eco-friendly refrigerant
- Interior LED lights
- 4 castors, 2 with brakes
- Double glazing tempered glass
- 4 adjustable levels of shelving
- Self closing doors
- 7 Star Energy Rating



LG-370P / LG-370BP



LG-540P / LG-540BP



LG-370P



LG-370BP

Gross Capacity (L)	370	370
Net Capacity (L)	335	335
Weight (kg)	72	72
Temp.Range °C	+2 to +8	+2 to +8
Ambient/RH%	38/65	38/65
Power (W/A)	268/10	268/10
Dimensions (WxDxH mm)	610x610x1973	610x610x1973



LG-540P



LG-540BP

Gross Capacity (L)	530	530
Net Capacity (L)	495	495
Weight (kg)	83	83
Temp.Range °C	+2 to +8	+2 to +8
Ambient/RH%	38/65	38/65
Power (W/A)	310/10	310/10
Dimensions (WxDxH mm)	700x690x2079	700x690x2079

# THERMASTER UPRIGHT GLASS DOOR BEVERAGE FRIDGES

## FEATURES

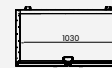
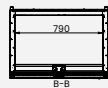
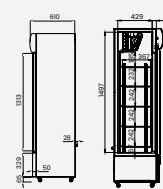
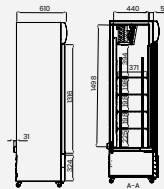
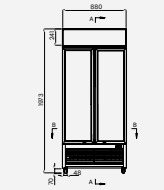
- LED lighting
- Digital temp. control & read-out
- Fan-forced evaporator cooling
- Self evaporating drainage
- Auto defrost
- Castors
- Double glazed doors
- Self-closing doors with locks
- Light box
- 4 shelves plus floor
- Natural and eco-friendly refrigerant



LG-580P / LG-580BP



LG-730P / LG-730BP



LG-580P



LG-580BP

Gross Capacity (L)	568	568
Net Capacity (L)	487	487
Weight (kg)	96.5	96.5
Temp.Range °C	+2 to +8	+2 to +8
Ambient/RH%	38/65	38/65
Power (W/A)	349/10	349/10
Dimensions (WxDxH mm)	880x610x1973	880x610x1973



LG-730P



LG-730BP

Gross Capacity (L)	730	730
Net Capacity (L)	670	670
Weight (kg)	113	113
Temp.Range °C	+2 to +8	+2 to +8
Ambient/RH%	38/65	38/65
Power (W/A)	450/10	450/10
Dimensions (WxDxH mm)	1120x610x1973	1120x610x1973

# THERMASTER UPRIGHT GLASS DOOR BEVERAGE FRIDGES

## FEATURES

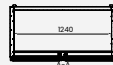
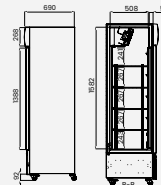
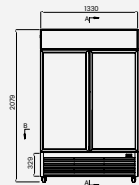
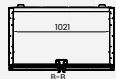
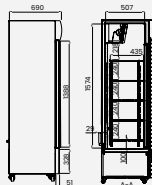
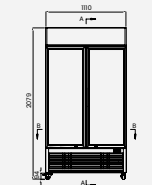
- LED lighting
- Embraco compressor
- Digital temp. control & read-out
- Fan-forced evaporator cooling
- Self evaporating drainage
- Auto defrost
- Castors
- Double glazed doors
- Self-closing doors with locks
- Light box
- 5 levels of display
- Natural and eco-friendly refrigerant



LG-1000P / LG-1000BP / LG-1000SDBP



LG-1200P / LG-1200BP



LG-1000P



LG-1000BP



LG-1000SDBP

Gross Capacity (L)	885	885	862
Net Capacity (L)	825	825	803
Weight (kg)	123	123	126
Temp.Range °C	+2 to +8	+2 to +8	+2 to +8
Ambient/RH%	38/65	38/65	38/65
Power (W/A)	470/10	470/10	470/10
Dimensions (WxDxH mm)	1110x690x2079	1110x690x2079	1110x690x2079



LG-1200P



LG-1200BP

Gross Capacity (L)	1075	1075
Net Capacity (L)	1000	1000
Weight (kg)	132	132
Temp.Range °C	+2 to +8	+2 to +8
Ambient/RH%	38/65	38/65
Power (W/A)	480/10	480/10
Dimensions (WxDxH mm)	1330x690x2079	1330x690x2079

# THERMASTER UPRIGHT GLASS DOOR BEVERAGE FRIDGES

## FEATURES

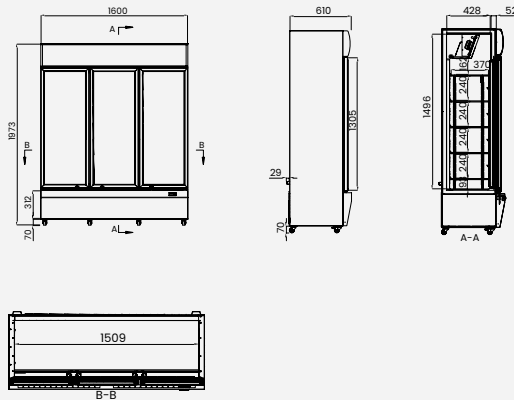
- Illuminated canopy
- LED lighting
- Easy adjustable shelves
- Self-closing glass door
- External door handle
- 2 layer tempered door glass
- White powder coated steel plate
- Automatic defrost and condensate evaporation
- Lock & key
- Natural and eco-friendly refrigerant
- Heavy duty castors with brake
- Digital Temperature controller
- 12 Shelves



LG-1203P



LG-1203BP



LG-1203P

Gross Capacity (L)	1065
Net Capacity (L)	975
Weight (kg)	157
Temp.Range °C	+2 to +8
Ambient/RH%	38/65
Power (W/A)	555/10
Dimensions (WxDxH mm)	1600x610x1973



LG-1203BP

Gross Capacity (L)	1065
Net Capacity (L)	975
Weight (kg)	157
Temp.Range °C	+2 to +8
Ambient/RH%	38/65
Power (W/A)	555/10
Dimensions (WxDxH mm)	1600x610x1973

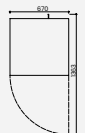
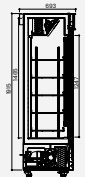
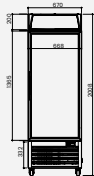


## FEATURES

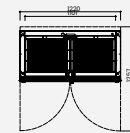
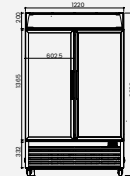
- Slimmer glass door frame for maximum product visibility
- Triple-glazed with heat film
- Self-closing door
- Natural and eco-friendly refrigerant
- Light box
- Auto-defrost
- 5 shelves on each door
- LED lightening
- Digital temperature display
- Fan force cooling
- Castors



LG-400PF



LG-800PF



**LG-400PF**

Gross Capacity (L)	400
Net Capacity (L)	343
Weight (kg)	110
Temp.Range °C	-22 to -18
Ambient/RH%	25/60
Power (W/A)	800/10
Dimensions (WxDxH mm)	670x693x2008



**LG-800PF**

Gross Capacity (L)	800
Net Capacity (L)	684
Weight (kg)	189
Temp.Range °C	-22 to -18
Ambient/RH%	25/60
Power (W/A)	1500/10
Dimensions (WxDxH mm)	1220x693x2008

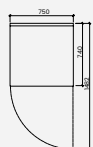
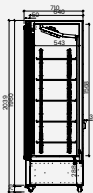
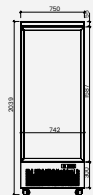
# THERMASTER GLASS DOOR SUPERMARKET FRIDGES

## FEATURES

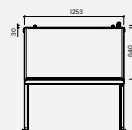
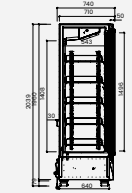
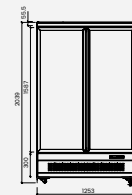
- Forced air circulation
- Adjustable shelves
- Interior LED lights
- Powder coated interior
- Universal wheels
- Double glazing tempered glass
- Self closing doors
- Door locks
- Self evaporating drip tray
- Aluminium door frame & handle
- Natural and eco-friendly refrigerant



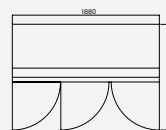
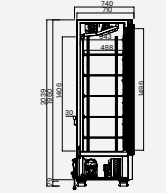
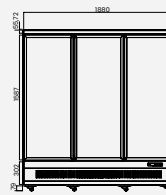
LG-600GBM



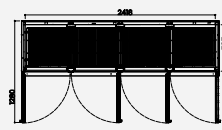
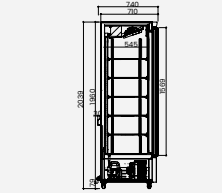
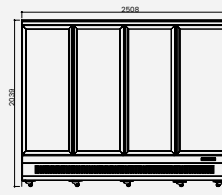
LG-1000GBM



LG-1500GBM



LG-2200GBM



LG-600GBM



LG-1000GBM

Gross Capacity (L)	636	1117
Net Capacity (L)	579	1013
Weight (kg)	130	179
Temp.Range °C	+2 to +8	+2 to +8
Ambient/RH%	38/65	38/65
Power (W/A)	460/10	460/10
Dimensions (WxDxH mm)	750x740x2039	1253x740x2039



LG-1500GBM



LG-2200GBM

Gross Capacity (L)	1718	2319
Net Capacity (L)	1552	2092
Weight (kg)	207.5	360
Temp.Range °C	+2 to +8	+2 to +8
Ambient/RH%	38/65	38/65
Power (W/A)	700/10	920/10
Dimensions (WxDxH mm)	1880x740x2039	2508x740x2039

# THERMASTER GLASS DOOR SUPERMARKET FREEZERS

## FEATURES

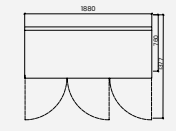
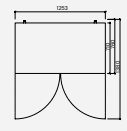
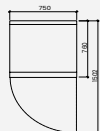
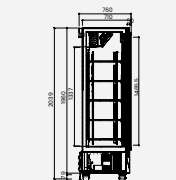
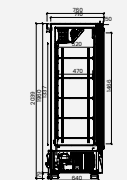
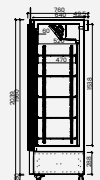
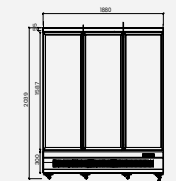
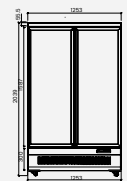
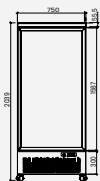
- Forced air circulation
- Adjustable shelves
- Interior LED lights
- Powder coated interior
- Universal wheels
- Triple glazing tempered glass
- Self closing door
- Door locks
- Self evaporating drip tray
- Aluminium door frame & handle
- Natural and eco-friendly refrigerant



LG-600GBMF/E

LG-1000GBMF / LG-1000GBMF/E

LG-1500GBMF / LG-1500GBMF/E



LG-1000GBMF



LG-1500GBMF

Gross Capacity (L)	1043	1618
Net Capacity (L)	897	1382
Weight (kg)	240	305
Temp.Range °C	-22 to -18	-22 to -18
Ambient/RH%	25/60	25/60
Power (W/A)	1205/10	1580/10
Dimensions (WxDxH mm)	1253x760x2039	1880x760x2039

### Lower Energy Consumption Range



LG-600GBMF/E



LG-1000GBMF/E



LG-1500GBMF/E

Gross Capacity (L)	580	1006	1563
Net Capacity (L)	390	897	1382
Weight (kg)	150	240	305
Temp.Range °C	-22 to -18	-22 to -18	-22 to -18
Ambient/RH%	25/60	25/60	25/60
Power (W/A)	600/10	1205/10	1280/10
Dimensions (WxDxH mm)	750x740x2039	1253x760x2039	1880x760x2039



# THERMASTER GLASS DOOR SUPERMARKET FRIDGES

## FEATURES

- Forced circulation
- Adjustable shelves
- Interior LED lights
- Powder coated interior
- Universal wheels
- Triple glazing tempered glass
- Self closing doors
- Door locks
- Self evaporating drip tray
- Aluminium door frame & handle
- Natural and eco-friendly refrigerant



LG-600BGBM



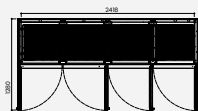

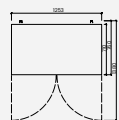
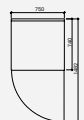
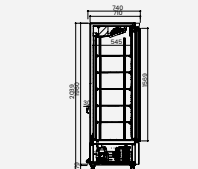
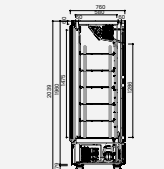
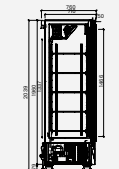
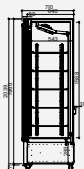
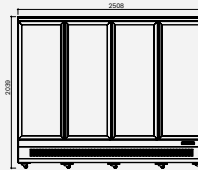
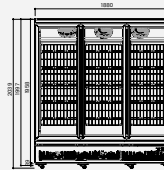
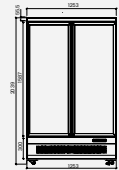
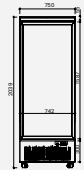
LG-1000BGBM



LG-1500BGBM



LG-2200BGBM



LG-600BGBM



LG-1000BGBM

Gross Capacity (L)	636	1117
Net Capacity (L)	579	1013
Weight (kg)	130	179
Temp.Range °C	+2 to +8	+2 to +8
Ambient/RH%	38/65	38/65
Power (W/A)	460/10	460/10
Dimensions (WxDxH mm)	750x740x2039	1253x740x2039



LG-1500BGBM



LG-2200BGBM

Gross Capacity (L)	1718	2319
Net Capacity (L)	1552	2092
Weight (kg)	207.5	360
Temp.Range °C	+2 to +8	+2 to +8
Ambient/RH%	38/65	38/65
Power (W/A)	700/10	920/10
Dimensions (WxDxH mm)	1880x740x2039	2508x740x2039

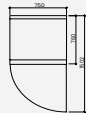
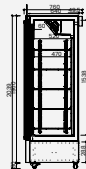
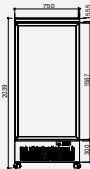
# THERMASTER GLASS DOOR SUPERMARKET FREEZERS

## FEATURES

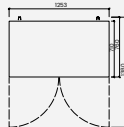
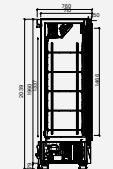
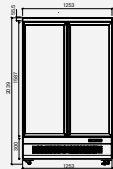
- Forced air circulation
- Adjustable shelves
- Interior LED lights
- Powder coated interior
- Universal wheels
- Triple glazing tempered glass
- Self closing doors
- Door locks
- Self evaporating drip tray
- Aluminium door frame & handle
- Natural and eco-friendly refrigerant



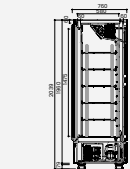
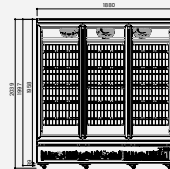
LG-600BGBMF/E



LG-1000BGBMF / LG-1000BGBMF/E



LG-1500BGBMF / LG-1500BGBMF/E



LG-1000BGBMF



LG-1500BGBMF

Gross Capacity (L)	1043	1618
Net Capacity (L)	897	1382
Weight (kg)	240	305
Temp.Range °C	-22 to -18	-22 to -18
Ambient/RH%	25/60	25/60
Power (W/A)	1205/10	1580/15
Dimensions (WxDxH mm)	1253x760x2039	1880x760x2039

### Lower Energy Consumption Range



LG-600BGBMF/E



LG-1000BGBMF/E



LG-1500BGBMF/E

Gross Capacity (L)	580	1006	1563
Net Capacity (L)	390	897	1382
Weight (kg)	150	240	304
Temp.Range °C	-22 to -18	-22 to -18	-22 to -18
Ambient/RH%	25/60	25/60	25/60
Power (W/A)	600/10	1205/10	1280/10
Dimensions (WxDxH mm)	750x740x2039	1253x760x2039	1880x760x2039



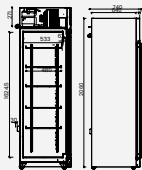
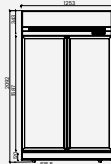
# THERMASTER UPRIGHT DOUBLE GLASS DOOR FRIDGES

## FEATURES

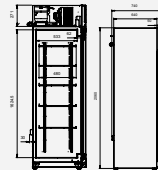
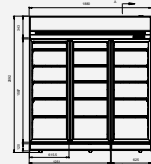
- Slim Aluminium glass door frame for better product presentation
- Stainless steel inner bottom for hygienic food storage and easy maintenance
- Illuminated LED light box for advertising
- Double glazing
- Hinged self-closing tempered glass door
- Streamlined operation
- LED lighting in canopy and inside cabinet
- Frost free
- Digital thermostat
- Fan force cooling system
- Top mount design
- Natural and eco-friendly refrigerant



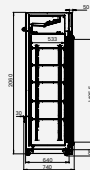
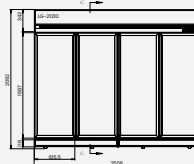
LG-1006D



LG-1563D



LG-2121D



LG-1006D

Gross Capacity (L)	1006	1563
Net Capacity (L)	702	1090
Weight (kg)	154	204
Temp.Range °C	+2 to +5	+2 to +5
Ambient/RH%	32/60	32/60
Power (W/A)	450/10	820/15
Dimensions (WxDxH mm)	1253x760x2092	1880x760x2092



LG-1563D



LG-2121D

Gross Capacity (L)	2121
Net Capacity (L)	TBA
Weight (kg)	320
Temp.Range °C	+2 to +5
Ambient/RH%	32/60
Power (W/A)	1150/10
Dimensions (WxDxH mm)	2508x760x2092

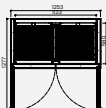
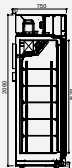
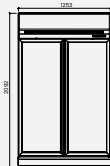
# THERMASTER UPRIGHT DOUBLE GLASS DOOR FREEZERS

## FEATURES

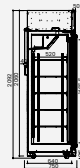
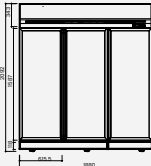
- Slim Aluminium glass door frame for better product presentation
- Stainless steel inner bottom for hygienic food storage and easy maintenance
- Illuminated LED light box for advertising
- 3 layer glass: inside layer tempering, middle layer Low-E glass and outside layer heating glass
- Hinged self-closing door
- Streamlined operation
- Natural and eco-friendly refrigerant
- LED lighting in canopy and inside cabinet
- Auto-Defrost
- Digital thermostat
- Fan force cooling system
- Top mount desing



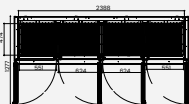
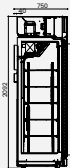
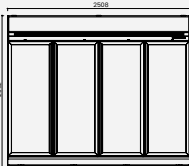
LG-1006DF / LG-1006DF/E



LG-1563DF / LG-1563DF/E



LG-2121DF/E



LG-1006DF



LG-1563DF

Gross Capacity (L)	1006	1563
Net Capacity (L)	702	1090
Weight (kg)	234	323
Temp.Range °C	-22 to -18	-22 to -18
Ambient/RH%	25/60	25/60
Power (kW/A)	1.226/15	1.85/15
Dimensions (WxDxH mm)	1253x750x2092	1880x750x2092

### Lower Energy Consumption Range



LG-1006DF/E



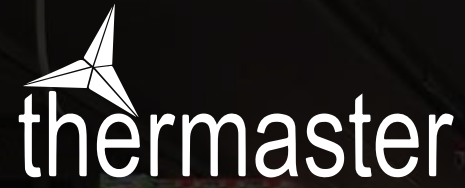
LG-1563DF/E




LG-2121DF/E

Gross Capacity (L)	1006	1563	2121
Net Capacity (L)	702	1090	TBA
Weight (kg)	264	373	445
Temp.Range °C	-22 to -18	-22 to -18	-22 to -18
Ambient/RH%	25/60	25/60	25/60
Power (kW/A)	1.205/10	1.28/10	2.533/15
Dimensions (WxDxH mm)	1253x750x2092	1880x750x2092	2058x750x2092





**2 YEARS PARTS & LABOUR PLUS 2 YEARS PARTS ONLY WARRANTY**  
WHEN PRODUCTS REGISTERED WITHIN 14 DAYS OF INVOICE

 1300 659 409  
sales@foodequipment.com.au  
foodequipment.com.au

 09 415 6470  
sales@fedproducts.co.nz  
fedproducts.co.nz