

HIPS BEVERAGE FRIDGE SDC-B SERIES

SDC-178B/SDC-258B/SDC-343B



Temperature Class
7H1



+2 to +7°C



Energy Saving



Zero Frost Design



Minimal Appearance



Condensation Barrier



Fast Cooling Efficiency



Smart Slim Body



Maintenance Free



Auto Evaporation

DETAILS

The Upright Glass Door HIPS Beverage Fridge integrates a variety of high-quality features. Its exterior, made of black painted steel, is stylish, attractive, and durable. The LED lighting design is energy-efficient, providing a clear and bright interior view. The efficient cooling system ensures long-lasting and stable cooling performance and excellent energy efficiency.

The device features a frost-free design and a self evaporation system, making it more convenient and worry-free to use. Combining practical and user-friendly operation functions with safe and efficient performance ensures outstanding performance in commercial environments.




ENERGY RATING
THE MORE STARS
THE MORE SAVINGS






SDC-B SERIES


HIPS BEVERAGE FRIDGE




Excellent Temperature Uniformity
Concentrated Heat Exchange
Facing The Fan Directly




Bright Led Lighting For
Enhanced Visibility



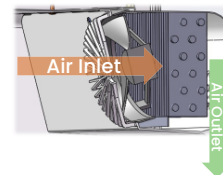
Easy To Clean
And Replace



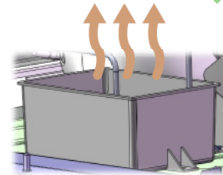
Easy To Move
2 Castors & 2 Feet



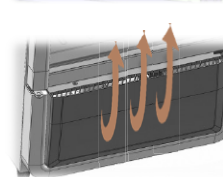
5 Rows and
6 Columns
Shelves: 5
500ml Pet Bottles: 138
330ml Cans: 288



Total No-Frost
System



Self-Evaporation
No Need To Use
Defrost Water



Condensation Barrier
Prevent Condensation

thermaster

TOTAL NO-FROST SYSTEM

22h **30% Faster**

IPD Time (AVG=5.0 ¼C)
of SDC-258B
Working condition:
35 ¼C 75%RH

3¼C **32% Lower**

Temperature Uniformity
Working condition
25¼C 55%RH

1.56 kWh/24h

Working condition
25¼C 55%RH

Other Brands



The Evaporator is exposed
inside the cabinet,
exchanges heat and
cause a lot of frost
that requires high
temperatures to melt.

31.6h

Blow-up Evaporator

4.4¼C

Blow-up Evaporator

2.01kWh/24h



SDC-178B

The height is under
1.4 m, specifically
designed for shopping
centers.

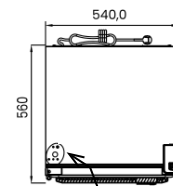
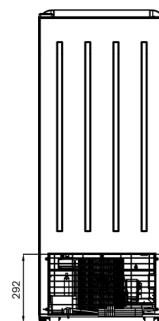

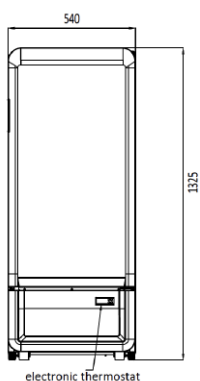




SDC-B SERIES

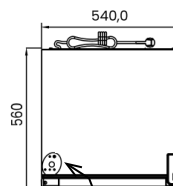
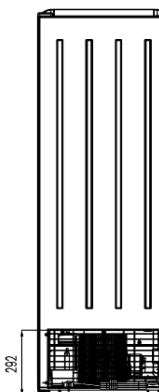
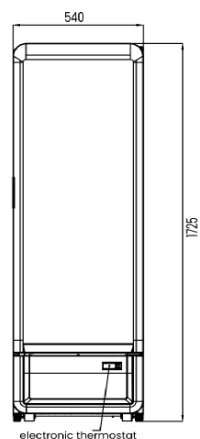
HIPS BEVERAGE FRIDGE

SDC-178B



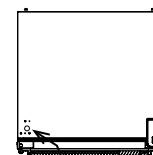

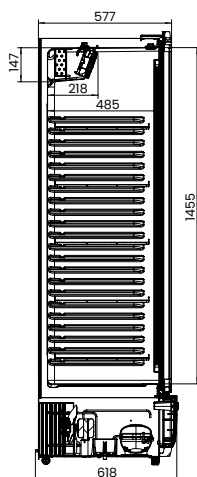
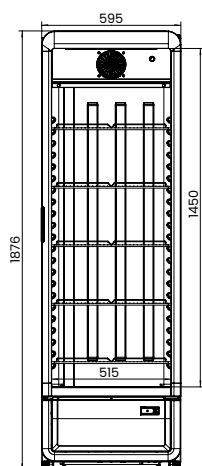
This feature is only on the left-hand door opening, the right-hand door hasn't got this set of holes. (Condition before the hinge is fitted)

SDC-258B



This feature is only on the left-hand door opening, the right-hand door hasn't got this set of holes. (Condition before the hinge is fitted)

SDC-343B



This feature is only on the left-hand door opening, the right-hand door hasn't got this set of holes. (Condition before the hinge is fitted)

Code	GEMS Star Rating	Gross Capacity (L)	Net Capacity (L)	Dimensions (WxDxH mm)	Weight (kg)	Temp Range (°C)	Ambient/ RH%	Power (W/A)
SDC-178B	10	200	178	540x560x1325	39	+2 to +7	35°C 75%	180/10
SDC-258B	10	280	258	540x560x1725	47	+2 to +7	35°C 75%	240/10
SDC-343B	9	377	343	595x618x1876	60	+2 to +7	35°C 75%	300/10

To ensure we continuously offer the best possible products, we reserve the right to modify specifications without any obligation for equipment previously or subsequently sold.



SDC-B SERIES

HIPS BEVERAGE FRIDGE

HIPS BEVERAGE FRIDGE

SDC-B SERIES

SDC-178B/SDC-258B/SDC-343B



ENERGY RATING
THE MORE STARS
THE MORE SAVINGS

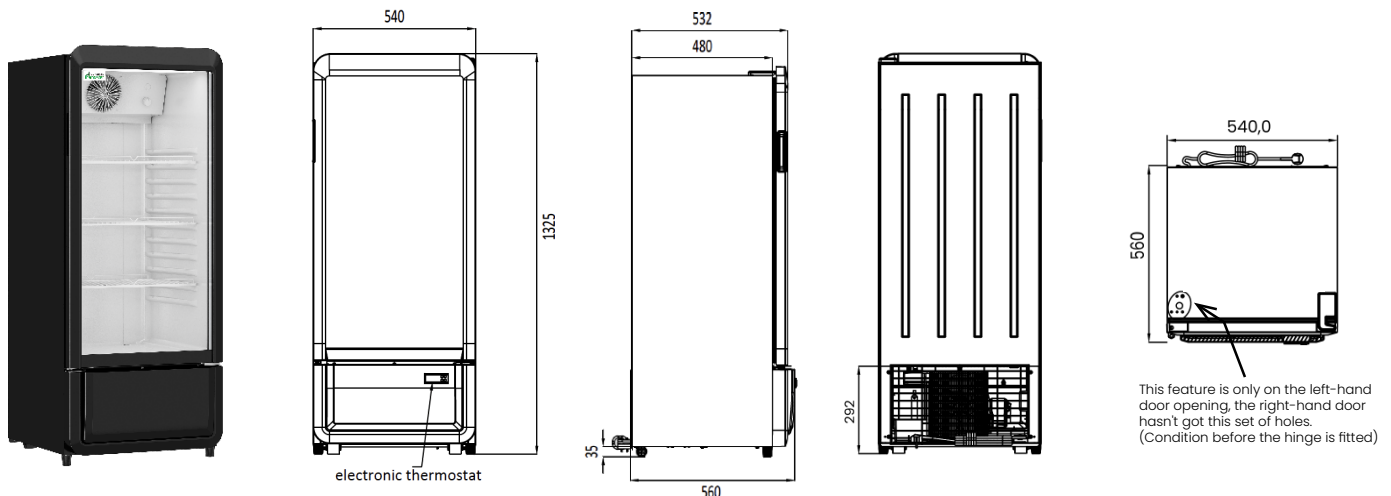


UPRIGHT GLASS DOOR BEVERAGE FRIDGE



SDC-178B

The Upright Glass Door Beverage Fridge integrates a variety of high-quality features. Its exterior, made of black painted steel, is stylish, attractive, and durable. The LED lighting design is energy-efficient while providing a clear and bright interior view. The device features a frost-free design and a self-evaporation system, making it more convenient and worry-free to use.



This feature is only on the left-hand door opening, the right-hand door hasn't got this set of holes. (Condition before the hinge is fitted)

FEATURES AND FUNCTIONS

Cooling System	Fan-forced cooling and No-frost
Energy Consumption	1.561 kWh/24h
Exterior & Interior of the Cabinet	Exterior Body Black, painted steel Interior Body White, HIPS
Ergonomic Design	Self evaporative, Rodent protection, Easy to move: 2 Casters & 2 Feet, Rounded corners for easy cleaning, Digital controller, LED lights.
Durable Door Profile	Plastic frame, Integrated recessed door handle.
Shelve	Fully adjustable 3 Shelves, 450W x 350D mm, 20 kg per shelf, Reinforced wire steel.
Glass Design	Double pane glass door, outside tempered.
Ventilation (mm)	Top & Rear: ≥100mm, Sides: No restriction

TECHNICAL DESCRIPTION

Power Cord	10Amp plug and lead
Power Cord Length	2.4m (1.6m outside cabinet)
Power Supply	240V/50Hz, 180W
Rated Current	1.3A
LED Lights	1×5W LED strip, Upper inner liner
Compressor Cooling Capacity(W)	140

PHYSICAL QUALITIES

Width (mm)	540
Depth (mm)	560
Height (mm)	1325
Packing Width (mm)	580
Packing Depth (mm)	595
Packing Height (mm)	1445
Net Weight (Kg)	39
Gross Capacity (L)	178
Net Capacity (L)	200
Total display area (m ²)	0.41

PERFORMANCE SPECIFICATIONS

Ambient temp/RH	35°C 75%
Climate Class	7
Temperature Range	+2°C to +7°C
Rated kWh/year	430.7
Refrigerant	R290 (38g)
Energy Efficiency Index (EEI %)	9.196
Star Rating / GEMS Rating	10 (3H1)

SAFETY & STANDARDS: GEMS Certificate; IEC/IECEE CB Scheme; ISO;

WARRANTY

2 Years Parts and Labour + 2 Years Parts Only for Products Registered within 14 Days of Invoice



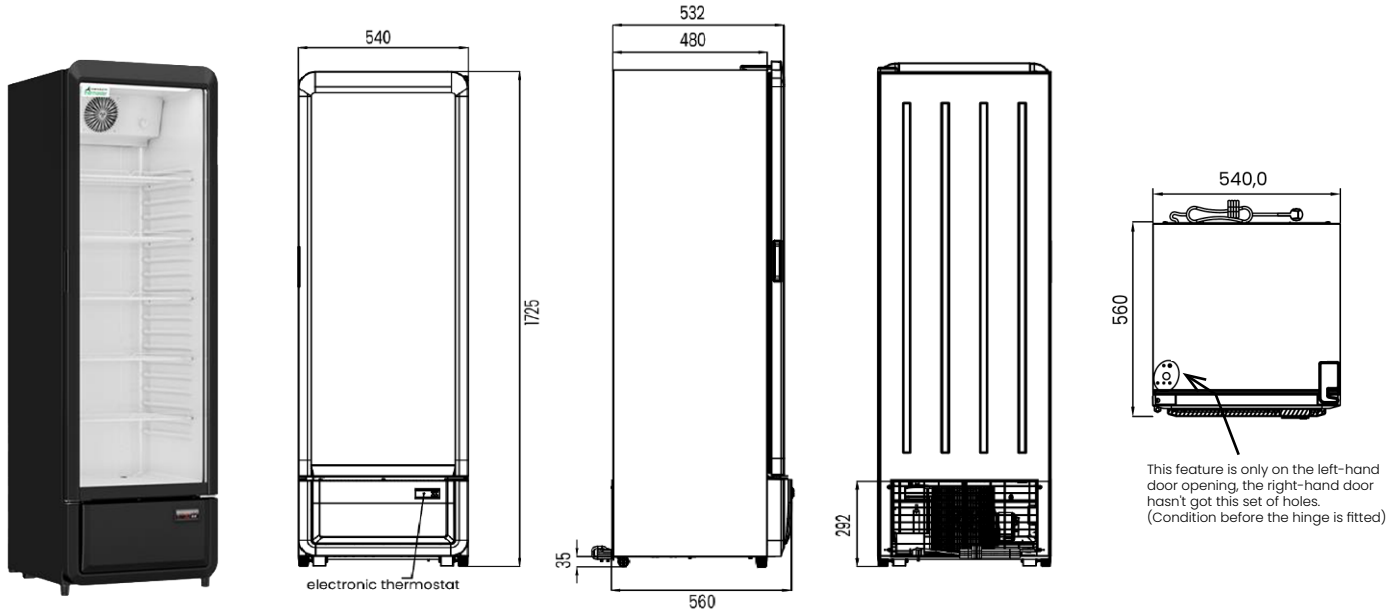
To ensure we continuously offer the best possible products, we reserve the right to modify specifications without any obligation for equipment previously or subsequently sold.

UPRIGHT GLASS DOOR BEVERAGE FRIDGE



SDC-258B

The Upright Glass Door Beverage Fridge integrates a variety of high-quality features. Its exterior, made of black painted steel, is stylish, attractive, and durable. The LED lighting design is energy-efficient while providing a clear and bright interior view. The device features a frost-free design and a self-evaporation system, making it more convenient and worry-free to use.



FEATURES AND FUNCTIONS

Cooling System	Fan-forced cooling and No-frost
Energy Consumption	1.176 kWh/24h
Exterior & Interior of the Cabinet	Exterior Body Black, painted steel Interior Body White, HIPS
Ergonomic Design	Self evaporative, Rodent protection, Easy to move: 2 Casters & 2 Feet, Rounded corners for easy cleaning, Digital controller, LED lights.
Durable Door Profile	Plastic frame, Integrated recessed door handle.
Shelve	Fully adjustable 5 Shelves, 450W x 350D mm, 20 kg per shelf, Reinforced wire steel.
Glass Design	Double pane glass door, outside tempered.
Ventilation (mm)	Top & Rear: ≥100mm, Sides: No restriction

TECHNICAL DESCRIPTION

Power Cord	10Amp plug and lead
Power Cord Length	2.4m (1.6m outside cabinet)
Power Supply	240V/50Hz, 240W
Rated Current	1.3A
LED Lights	1x5W LED strip, Upper inner liner
Compressor Cooling Capacity(W)	170

WARRANTY

2 Years Parts and Labour + 2 Years Parts Only for Products Registered within 14 Days of Invoice



PHYSICAL QUALITIES

Width (mm)	540
Depth (mm)	560
Height (mm)	1725
Packing Width (mm)	580
Packing Depth (mm)	595
Packing Height (mm)	1845
Net Weight (Kg)	47
Gross Capacity (L)	280
Net Capacity (L)	258
Total display area (m ²)	0.6

PERFORMANCE SPECIFICATIONS

Ambient temp/RH	35°C 75%
Climate Class	7
Temperature Range	+2°C to +7°C
Rated kWh/year	569.4
Refrigerant	R290 (45g)
Energy Efficiency Index (EEI %)	10.71
Star Rating / GEMS Rating	10 (3H1)

SAFETY & STANDARDS: GEMS Certificate; IEC/IECEE CB Scheme; ISO;



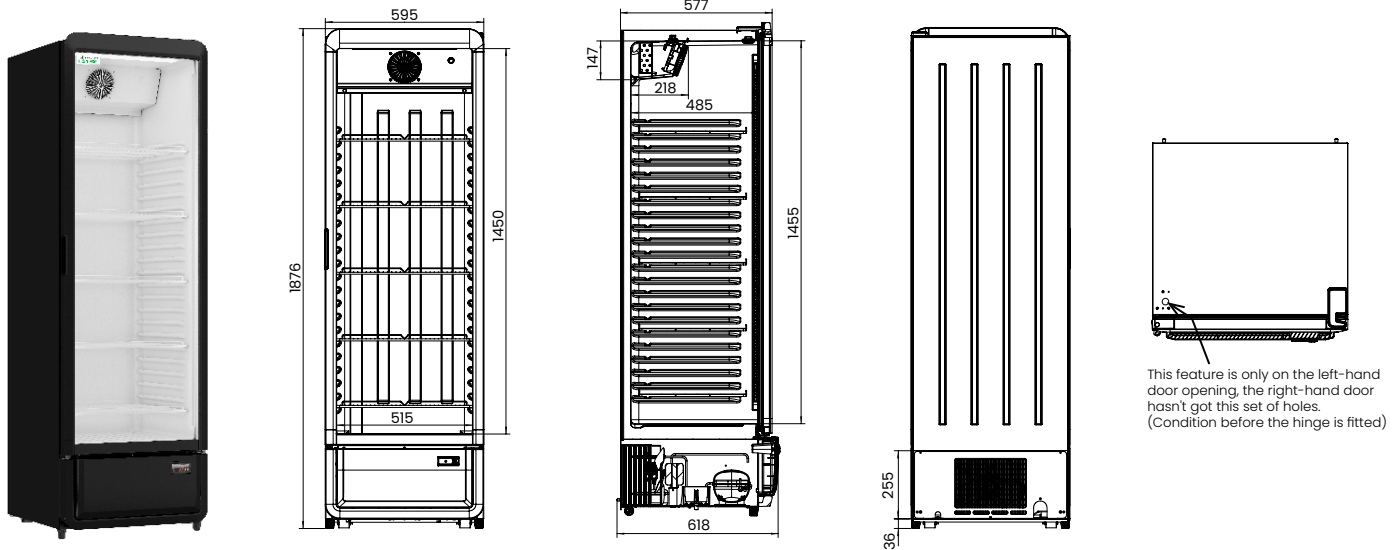
To ensure we continuously offer the best possible products, we reserve the right to modify specifications without any obligation for equipment previously or subsequently sold.

UPRIGHT GLASS DOOR BEVERAGE FRIDGE



SDC-343B

The Upright Glass Door Beverage Fridge integrates a variety of high-quality features. Its exterior, made of black painted steel, is stylish, attractive, and durable. The LED lighting design is energy-efficient while providing a clear and bright interior view. The device features a frost-free design and a self-evaporation system, making it more convenient and worry-free to use.



FEATURES AND FUNCTIONS

Cooling System	Fan-forced cooling and No-frost
Energy Consumption	2.478 kWh/24h
Exterior & Interior of the Cabinet	Exterior Body Black, Painted steel Interior Body White, HIPS
Ergonomic Design	Self evaporative, Rodent protection, Easy to move: 2 Casters & 2 Feet, Rounded corners for easy cleaning, Digital controller, LED lights.
Durable Door Profile	Plastic frame, Integrated recessed door handle.
Shelve	Fully adjustable 5 Shelves, 505W x 410D mm, 20 kg per shelf, Reinforced wire steel.
Glass Design	Double pane glass door, outside tempered.
Ventilation (mm)	Top & Rear: ≥100mm, Sides: No restriction

TECHNICAL DESCRIPTION

Power Cord	10Amp plug and lead
Power Cord Length	2.4m (1.6m outside cabinet)
Power Supply	240V/50Hz, 300W
Rated Current	1.6A
LED Lights	1x10W LED strip, Upper inner liner
Compressor Cooling Capacity(W)	220

WARRANTY

2 Years Parts and Labour + 2 Years Parts Only for Products Registered within 14 Days of Invoice



PHYSICAL QUALITIES

Width (mm)	595
Depth (mm)	618
Height (mm)	1876
Packing Width (mm)	640
Packing Depth (mm)	640
Packing Height (mm)	1950
Net Weight (Kg)	60
Gross Capacity (L)	377
Net Capacity (L)	343
Total display area (m ²)	0.74

PERFORMANCE SPECIFICATIONS

Ambient temp/RH	35°C 75%
Climate Class	7
Temperature Range	+2°C to +7°C
Rated kWh/year	905.2
Refrigerant	R290 (58g)
Energy Efficiency Index (EEI %)	15.66
Star Rating / GEMS Rating	9 (3HI)

SAFETY & STANDARDS: GEMS Certificate; IEC/IECEE CB Scheme; ISO;



To ensure we continuously offer the best possible products, we reserve the right to modify specifications without any obligation for equipment previously or subsequently sold.