



# UC25N UC25NG, UC25NH

## Recirculating Undercounter Dishwasher / Glasswasher

- UC25N: Up to 500 plates per hour
- UC25NG: Up to 2000 Glasses per hour
- UC25NDP & UC25NGDP: Models fitted with Drain Pumps
- 3 Wash programs to match degree of soil
- Durable stainless steel wash arms
- Integrated detergent and rinse aid pump
- Full width tank strainers and dual filtration
- Automatic water temperature interlock ensures correct sanitization
- Easy to use electro mechanical controls



### FEATURES

### BENEFITS

ACCOMODATES 500 x 500MM BASKETS



UP TO 500 x 250MM DIA PLATES PER HOUR  
UP TO 2000 GLASSES PER HOUR

EASILY REMOVABLE SPRAY ARMS AND FILTERS



REDUCED CONTAMINATION OF WASH WATER WITH SOIL  
GIVES LOW DETERGENT CONSUMPTION

LOW ENERGY CONSUMPTION



OPERATES FROM SINGLE PHASE 15 AMP ELECTRICAL SUPPLY

DETERGENT AND RINSE AID PUMP FITTED AS STANDARD



INTEGRATED HOSES DROP STRAIGHT INTO CHEMICALS

ALL STAINLESS STEEL CONSTRUCTION



ENSURES RIGIDITY AND DURABILITY

SAFETY CUT-OUT FITTED TO DOOR



ENSURES SAFE OPERATION



"The **ONLY** HACCP approved  
Warewashing made in Australia  
for your protection"



**10** YEARS GUARANTEE OF PARTS AVAILABILITY  
**6** YEARS WARRANTY ON STAINLESS BODY  
**2** YEARS WARRANTY ON WASH PUMP  
**1** YEAR WARRANTY ON PARTS & LABOUR



serving those who serve the best for

1800 013 123

goldsteineswood.com.au

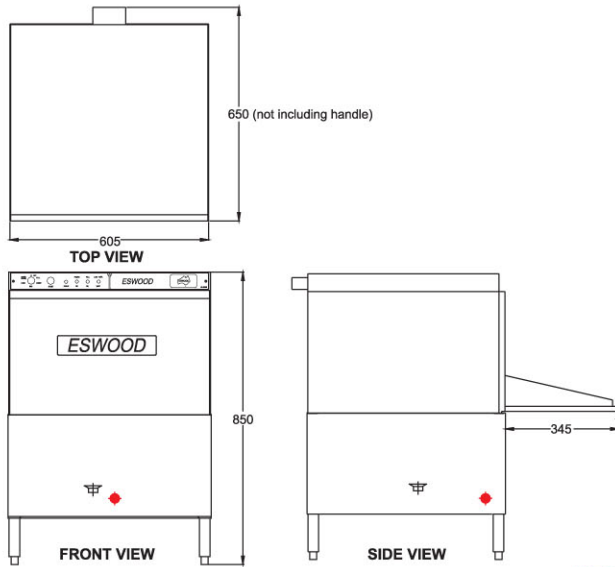


# UC25N, UC25NG, UC25NH

# Recirculating Undercounter Dishwasher / Glasswasher

goldsteineswood.com.au

## UC25N 500 x 500 Racks



### Dishwasher

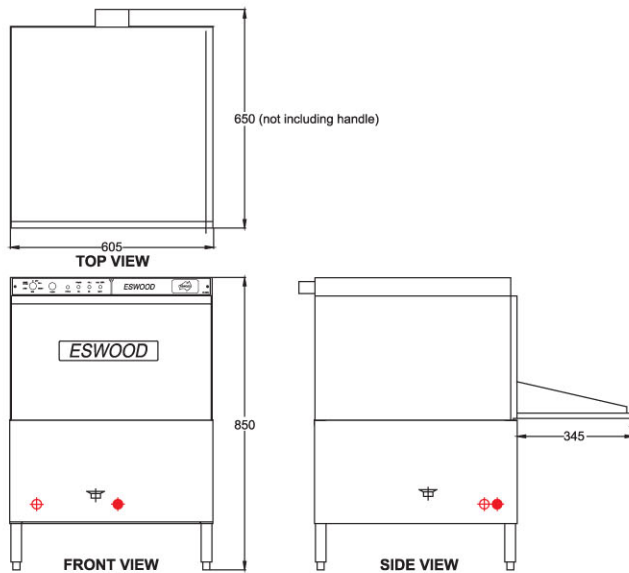
#### MODEL: UC25PN Specifications:

<b>Dimensions (WxDxH):</b>	605 x 650 x 850 mm
<b>Depth with door open:</b>	995 mm
<b>Rack Size - NK (WxD):</b>	500 x 500 mm
<b>Weight:</b>	68 kg
<b>Electric Connection:</b>	15A Single Phase - 240V
<b>Rating:</b>	3.6 kW
<b>Water Supply:</b>	65°C / 2-4 bar (28-56 psi)
<b>Packed:</b>	0.3 m <sup>3</sup>
<b>Meal Service:</b>	30 - 60 pax
<b>Wash Cycle:</b>	60 sec 90 sec 120 sec
<b>Water Consumption:</b>	3.5L Hot Cycle
<b>Tank Capacity:</b>	18L
<b>Detergent Pump:</b>	Fitted
<b>Rinse Aid Injector:</b>	Fitted

- ⌘ Drain 1 1/2" BSP Gravity
- ◆ Hot water supply 3/4" BSP.

- UC25NDP: Model with Drain Pump fitted
- UC25NH: Model at bench height (Overall Height: 1070mm)

## UC25NG 500 x 500 Racks



### Glasswasher

#### MODEL: UC25NG Specifications:


<b>Dimensions (WxDxH):</b>	605 x 650 x 850 mm
<b>Depth with door open:</b>	995 mm
<b>Rack Size - NK (WxD):</b>	500 x 500 mm
<b>Weight:</b>	68 kg
<b>Electric Connection:</b>	15A Single Phase - 240V
<b>Rating:</b>	3.5 kW
<b>Water Supply:</b>	65°C / 2-4 bar (28-56 psi)
<b>Packed:</b>	0.3 m <sup>3</sup>
<b>Service:</b>	1800 glasses per hour
<b>Wash Cycle:</b>	60 sec Hot cycle 75 sec Hot & Cold cycle 3 min scrub cycle
<b>Water Consumption:</b>	3.5L Hot cycle 3L Cold cycle
<b>Tank Capacity:</b>	18L
<b>Detergent Pump:</b>	Fitted
<b>Rinse Aid Injector:</b>	Fitted

- ⌘ Drain 1 1/2" BSP Gravity
- ◆ Hot water supply 3/4" BSP.
- ⊕ Cold water supply 3/4" BSP.

- UC25NGDP: Model with Drain Pump fitted

## Options

- Drain Pump: Fitted when gravity drain is not applicable.
- Rinse Pump: Fitted when water pressure is below 28 psi.
- Temperature Display.



## GOLDSTEIN ESWOOD

Established 1911 • Proudly Australian Made

211-217 Woodpark Rd, Smithfield NSW 2164  
 Telephone: 1800 013 123 Facsimile: (02) 9604 5420  
 Email: sales@goldsteineswood.com.au

Proudly Distributed By

"Serving those who serve the best for 100 years"